

A man in a dark pinstripe suit and black goggles is skydiving. He is holding a dark red briefcase with both hands. Several Canadian 20 dollar bills are tucked into his suit jacket. The background is a high-altitude aerial view of a landscape with green fields, brown patches, and blue water. The Taxpayer.com logo is at the top.

Taxpayer.com

CTF Report on MP Pensions:

A Taxpayers' Indictment

Derek Fildebrandt
National Research Director - Canadian Taxpayers Federation
January 2012

Dedicated to former Members of Parliament:
Preston Manning, Werner Schmidt and Lee Morrison,
who refused to accept their MP pension entitlements

<u>ABOUT THE CANADIAN TAXPAYERS FEDERATION.....</u>	<u>3</u>
<u>PART 1-FACT SUMMARY.....</u>	<u>4</u>
<u>PART 2-SUMMARY OF RECOMMENDATIONS.....</u>	<u>7</u>
<u>PART 3-INTRODUCTION.....</u>	<u>8</u>
<u>PART 4-HOW MP PENSIONS ARE CALCULATED.....</u>	<u>9</u>
ANNUAL ESTIMATE	9
LIFETIME ESTIMATE AND INDEXATION	9
INTERRUPTED SERVICE.....	10
LEGALITY OF MP PENSIONS	10
SURVIVOR ALLOWANCES	11
IMPORTANT NOTES	11
<u>PART 5-WHAT MP PENSIONS COST</u>	<u>12</u>
MP CONTRIBUTIONS	12
TAXPAYER-TO-MP CONTRIBUTION EXAMPLES: 2019 ELECTION (RETIREMENT) DATE.....	12
TAXPAYER CONTRIBUTIONS	12
DISGUISED “INTEREST” AND ACCOUNTING FICTION.....	13
ANNUAL PENSION CONTRIBUTIONS.....	14
GRAPH 1: CUMULATIVE TEN YEAR RETURN ON PENSION PLANS & INVESTMENTS.....	15
COMPARED WITH CANADIANS – THE RETIREMENT COMFORT INDEX.....	15
GRAPH 2: RETIREMENT COMFORT INDEX – YEARS OF CONTRIBUTIONS.....	16
GRAPH 3: RETIREMENT COMFORT INDEX – DOLLARS CONTRIBUTED	17
<u>PART 6-PENSION & SEVERANCE ESTIMATES FOR SITTING MPS: 2015 & 2019.....</u>	<u>18</u>
<u>PART 7-WINNERS “CLUBS”.....</u>	<u>48</u>
<u>PART 8-PENSION ESTIMATES FOR MPS QUALIFYING JANUARY 23, 2012</u>	<u>55</u>
<u>PART 9-PENSION ESTIMATES FOR MPS DEFEATED/RETIRED MAY 2011.....</u>	<u>59</u>
<u>PART 10-PENSIONS CURRENTLY COLLECTED BY FORMER MPS & SENATORS</u>	<u>64</u>

About the Canadian Taxpayers Federation

The Canadian Taxpayers Federation (CTF) is a federally incorporated, non-profit and non-partisan, advocacy organization dedicated to lower taxes, less waste and accountable government. The CTF was founded in Saskatchewan in 1990 when the *Association of Saskatchewan Taxpayers* and the *Resolution One Association of Alberta* joined forces to create a national taxpayers organization. Today, the CTF has over 71,000 supporters from coast-to-coast.

The CTF maintains a federal office in Ottawa as well as provincial and regional offices in British Columbia, Alberta, the Prairies, Ontario and Atlantic Canada. Provincial and regional offices conduct research and advocacy activities specific to their provinces and regions in addition to acting as regional organizers of nation-wide initiatives.

CTF offices field hundreds of media interviews each month, hold press conferences and issue regular news releases, commentaries and publications to advocate for the common interest of taxpayers. The CTF's flagship publication, *The Taxpayer* magazine, is published four times a year. *Action Updates* on current issues are sent to CTF supporters regularly. CTF offices also send out weekly *Let's Talk Taxes* commentaries to more than 800 media outlets and personalities nationwide.

CTF representatives speak at functions, make presentations to government, meet with politicians, and organize petition drives, events and campaigns to mobilize citizens to affect public policy change.

All CTF staff and board directors are prohibited from holding a membership in any political party. The CTF is independent of any institutional affiliations. Contributions to the CTF are not tax deductible.

The CTF's federal office is located at:
1915-130 Albert St.
Ottawa, Ontario K1P 5G4

Phone: 1-800-265-0442
Email: research@taxpayer.com
Website: taxpayer.com

Published in January of 2012

Derek Fildebrandt – National Research Director
Julie Wu – Research Assistant

Part 1-Fact Summary

- It would take a regular Canadian nearly 30 years to save the equivalent nest egg necessary to produce the eventual pension payouts a backbench MP is eligible for after just six years of service, and who makes the same pension contributions.¹
- While a MP has to contribute \$10,900 annually for six years to receive a minimum backbencher pension, a regular Canadian would need to save \$129,000 annually over six years for the same retirement payment.
- Taxpayers contributed \$248,668 annually for every MP and Senator in 2009-10.
- The \$5.80-to-\$1.00 taxpayer-to-MP contribution ratio officially reported by the federal government massively understates the real contribution and payout ratios.
- This report details how for every \$1.00 that MPs and Senators pay towards the so-called “pension fund,” taxpayers contribute \$23.30.
- Qualified MPs currently serving will be eligible to collect an average pension of \$54,693 a year in 2015 in addition to a minimum \$78,800 in one-time severance payments for those not qualified or old enough to collect.
- If each of them are re-elected in 2015, the current Parliament’s MPs would be eligible to collect an average pension of \$65,000 a year in 2019 in addition to a minimum \$78,800 in one-time severance payments for those not qualified or old enough to collect.

The Big Totals: \$262 million, \$436 million and \$227 billion

- If currently serving MPs were to leave Parliament in 2015, they would cost taxpayers \$11.2 million a year in pension payments, adding up to \$262 million by the time each of them reaches age 80. This is in addition to one-time severance payments of \$15 million.
- If currently serving MPs were to leave Parliament in 2019, they would cost taxpayers \$20 million a year in pension payments, adding up to \$436 million

¹ Contribution rate of \$10,990/year

by the time each of them reaches age 80. This is in addition to one-time severance payments of \$9.8 million.

The Individual Winners

- Prime Minister Harper will be eligible to collect a pension of at least \$223,500 a year by 2015, adding up to \$5.5 million by the time he reaches age 80.² If the prime minister did or does “buy back in” for service between 1993 and 1997, his annual eligibility increases to \$249,000 a year adding up to \$6.2 million by age 80.
- If he remains Liberal leader, Bob Rae will be eligible to collect a pension of at least \$71,400 a year by 2015, adding up to \$1 million by the time he reaches age 80. If he resigns as interim Liberal leader by the end of 2012, he will be eligible for a pension of \$66,900 a year by 2015, adding up to \$984,000 by age 80.
- Pierre-Luc Dusseault, a New Democrat MP elected in the last election at age 19, will be eligible to collect an annual pension of \$40,000 a year or \$1.3 million by age 80 if re-elected just once and if he retires at age 27. Re-elected or not, he will be eligible to collect \$78,800 in one-time severance.

The Six-Figure Club

- Twenty MPs will be eligible to collect more than \$100,000 a year if they leave office in 2015 and 35 MPs will be eligible for that amount if they leave by 2019.

The Million-Dollar Club

- One-hundred twenty-four MPs will be eligible to collect more than \$1 million by age 80 if they leave office in 2015 and 201 MPs will be eligible if they leave by 2019.
- Thirty-seven MPs will be eligible to collect more than \$2 million by age 80 if they leave office in 2015 and 57 MPs will be eligible if they leave by 2019.
- Eight MPs will be eligible to collect more than \$3 million by age 80 if they leave office in 2015 and 13 MPs will be eligible if they leave by 2019.

The Class of 2006

- Thirty-nine MPs will become eligible for the MP pension plan on January 23, 2012 after six years of service. The ‘Class of 2006’ will be eligible for a

² Includes ‘Prime Ministers Allowance’

collective \$1,927,000 in annual pensions in 2015, adding up to \$29.1 million by age 80 in addition to \$1.8 million in severance payments.

Accounting Fiction

- The Parliamentary pension plan returned an annualized 10.4 per cent over the last ten years, compared to 6.5 per cent for the Canada Pension Plan, 4.6 per cent for the Quebec Pension Plan, 7.3 per cent for the Ontario Teachers' Pension Plan and 8.7 per cent for the S&P/TSX. The Parliamentary pension plan's annual return is established by the federal cabinet.
- During the recessionary year of 2008, the Parliamentary pension fund *grew* by an annualized 10.4 per cent, while the CPP *lost* 18.6 per cent, the QPP *lost* 25 per cent, the OTPP *lost* 18 per cent and the S&P/TSX *lost* 33 per cent.
- Most employer pension plans, even defined-benefit ones, have real accounts in which contributions are placed and investment earnings are added (ie. Ontario Teachers' Pension Plan). While unfunded liabilities can still result from under-contributions, poor investment returns or incorrect actuarial assumptions, the pension investments and earnings (or losses) are real.
- This is not the case for the pension plans of MPs and Senators. Incredibly, the massive 'interest' returns in the MP and Senator retirement "accounts" are arbitrarily determined by the federal cabinet, in regulations mandated by the MP pension legislation. Not only do MPs set their own salaries, they also determine the rate of their pension investment "returns."

Other Highlights

- In addition to the 113 defeated and retired MPs from the May 2, 2011 General Election, 97 former MPs and 20 former Senators were collecting an annual pension in excess of \$70,000 annually as of April 2010.³
- The Parliamentary pension plan exceeds normal CRA regulations governing registered plans and is allowed only because a legal loophole designed for MPs and Senators technically breaks the pension into two separate accounts.

³ "Report on the Administration of the Members of Parliament Retiring Allowances Act for the Fiscal Year Ended March 31, 2010." *Treasury Board Secretariat*. 2010. Page 12, Table 6.

Part 2-Summary of Recommendations

1. Phase-out the current Parliamentary (MP and Senator) pension plan by:

- Enrolling all current and future Parliamentarians into the government's new Pooled Registered Pension Plan (PRPP) on a voluntary basis, with;
 - Contribution rates equal to the Public Service, which are currently 6.2 per cent for earnings up to the maximum covered by the CPP/QPP, and 8.6 per cent for amounts above that.
- Publishing the annual and lifetime pension eligibility of individual incumbent and past Parliamentarians online.

2. Introduce a "Senator Raymond Lavigne" amendment to the *Members of Parliament Retiring Allowancing Act* that:

- Eliminates the taxpayer portion of pension and benefit eligibility for Parliamentarians convicted of crimes directly related to their office.

3. Commission a review of all taxpayer-funded pensions in the federal civil service, which the CD Howe Institute notes have a \$227 billion unfunded liability.

Part 3-Introduction

Fairness dictates that a country's leaders should not afford themselves unreasonable privileges that the people they serve do not enjoy. While they should be properly compensated for their roles, politicians should not be a class apart from the taxpayers that fund the government they run.

This report does not examine basic MP salaries – ranging from \$157,000 to \$314,000 – but the pension plans they enjoy. These pension plans are beyond the reach of nearly all workers in the private sector and even many in the public sector.

Unsustainable public-sector defined-benefit pension plans are a major liability for balance sheets at all levels of government and threaten the long-term health of the Canadian economy. The C.D. Howe Institute calculates that the federal government's unfunded pension liability stands at \$227 billion⁴. If MPs are to have the political capital and moral authority necessary to reform public sector pensions, they must first look to their own lavish plans.

There are glimmers of hope that MPs are beginning to take this issue seriously. Responding to CTF calls for reform at the *House Standing Committee on Finance* in October 2011, Conservative MP Shelly Glover stated:

You might be surprised to know that some of us actually do believe that we need to move towards adjustments in pensions and what not. And some of us actually, when we got elected, tried to waive the federal pension but we're not allowed to because of prior decisions by previous governments. So be careful about painting us all with the same brush because some of us have some pretty innovative ideas and I would hope you put some faith in us as we move forward.

The CTF would like to have faith that MPs will wake up to this issue and address it.

The government's Pooled Registered Pension Plan (PRPP) initiative provides an excellent vehicle for Canadians to save for their retirements, but this should not be left only to the private sector. MPs should show leadership in public sector pension reform by enrolling themselves into a PRPP. Doing so will provide MPs with the political capital necessary to move the entire federal public service away from defined-benefit pensions towards the fiscally responsible and sustainable PRPP.

⁴ Laurin, Alexandre & Robson, William. "Ottawa's Pension Gap: The Growing and Under-reported Cost of Federal Employee Pensions." *C.D. Howe Institute*. December 13, 2011. Page 1.

Part 4-How MP Pensions are Calculated

Defeated or retired MPs are eligible to collect a pension at age 55 if they have served at least six years in the House of Commons. Similar rules exist for Senators' pensions, but they are beyond the focus of this report. Pensions become fully indexed at age 60 and once indexed, payments reflect the cumulative increase in CPI since the parliamentarian retired.

Annual Estimate

Annual pension payments are calculated by taking the average of an MP's best five years of basic salary, multiplied by the product of the number of total years of service and 3 per cent. This continues to a maximum of 75 per cent of a MP's salary.

For MPs who serve in additional roles (party leader, committee chair, etc.), extra accrual is attained from the ratio of the additional salary to the MP's basic salary, multiplied by 3 per cent.

For example: the current Speaker of the House of Commons earns an extra salary of \$75,516 a year (not including car and rent allowances), which is equivalent to 48 per cent of his basic MP salary of \$157,731. Since 3 per cent of 48 per cent is 1.4 per cent, the Speaker earns total of 4.4 per cent (3 per cent plus 1.4 per cent) for each year of service as MP and Speaker.

This extra portion of the pension plan is not subject to the basic plan's 75 per cent cap.

The prime minister is also entitled to a special allowance worth two-thirds of his or her extra salary upon reaching 65 years of age, which would currently work out to \$104,665 annually.⁵

Lifetime Estimate and Indexation

MP pensions are indexed annually using the 12-month change in the Consumer Price Index (CPI).⁶

The CTF estimates the total lifetime cost of MP pensions based on the annual amounts to be collected from the time eligibility until 80 years of age is reached,

⁵ "Actuarial Report on the Pension Plan of Members of Parliament as at 31 March 2010." *Office of the Chief Actuary*. Page 20.

⁶ "Report on the Administration of the Members of Parliament Retiring Allowances Act for the Fiscal Year Ended March 31, 2010." *Treasury Board Secretariat*. 2010. Page 4.

using the five-year average change in the CPI between September 2007 and September 2011, which is 2.04 per cent⁷.

Where MPs have refused to disclose their age, this report calculates their eligibility from age 55. Where MPs reach age 80 in 2015 or 2019, calculations are not made and are excluded from the overall figures used in the *Fact Summary*.

Interrupted Service

MPs who served non-consecutive terms in Parliament and who were not vested (after serving six years) can “buy back in” by contributing for past years served.

Several current Members fall into the category of potential “buy backs,” however it is unknown if they have done so or not, or if they ever intend to do so after leaving political life. This includes

- Right Hon. Stephen Harper, Prime Minister
- Hon. Bob Rae, Interim Liberal Leader
- Hon. Ralph Goodale
- Hon. Rob Nicholson
- Hon. John Duncan
- Hon. Geoff Regan
- Hon. Bernard Valcourt
- Lee Richardson
- Peggy Nash

Legality of MP Pensions

The Canada Revenue Agency mandates that no registered pension can exceed an accrual of 2 per cent of salary for each year of work. MPs by contrast receive between 3 per cent and 6 per cent. This is allowed by a legal loophole that technically splits the pension plan into two smaller ones: the Members of Parliament Retiring Allowances (MPRA) Account and the Members of Parliament Retirement Compensation Arrangements (MPRCA) Account.

According to the 2010 *Report on the Administration of the Members of Parliament Retiring Allowance Act*,

The MPRA Account records the transactions related to the benefits payable under the plan when these benefits accord with income tax rules for registered pension plans. The MPRCA Account records the transactions related to the benefits payable under the plan *when the benefits exceed the limits imposed by tax rules*.⁸

⁷ “The Daily: Consumer Price Index.” *Statistics Canada*. September 2007, 2008, 2009, 2010 & 2011.

⁸ “Report on the Administration of the Members of Parliament Retiring Allowances Act for the Fiscal Year Ended March 31, 2010.” *Treasury Board Secretariat*. 2010. Page 1.

To emphasize the government's own words, it uses a second account to top-up MP pensions "when the benefits exceed the limits imposed by tax rules."

Survivor Allowances

Spouses who survive deceased MPs and Senators are eligible to receive an allowance equal to three-fifths of the basic pension value. Children under the age of 18 or who are full-time students are eligible to collect one-tenth of the basic pension, or two-tenths if no spousal allowance is being collected.

Additionally, spouses surviving a former Prime Minister receive half of the eligible PM Allowance.⁹

Important Notes

Pension estimates provided by the CTF are, as stated, estimates, and not meant to be considered exact. As the pension eligibility of Parliamentarians is not publicly disclosed, the CTF is required to construct pension estimates based on the formulas provided to it by the Treasury Board Secretariat. The CTF attempts to use conservative estimates that are likely lower than actual eligibility.

⁹ "Actuarial Report on the Pension Plan of Members of Parliament as at 31 March 2010." *Office of the Chief Actuary*. Page 21.

Part 5-What MP Pensions Cost

MP Contributions

MPs do contribute to their own pensions at a rate of 7 per cent of their sessional indemnities. In plain English, that means a backbencher with a salary of \$157,000 per year would contribute \$10,990 annually to the pension plan. Unless one decides to opt out, MPs with extra duties (such as ministers and party leaders) receive a larger pension and make correspondingly higher contributions. The Prime Minister however cannot opt-out of making additional contributions.

Collectively, MPs and Senators contributed \$4.4 million to both pension accounts (the Members of Parliament Retiring Allowances (MPRA) Account and the Members of Parliament Retirement Compensation Arrangements (MPRCA) Account) in the fiscal year 2009-10.

Below are three examples of MP contributions contrasted with estimated lifetime pension payouts and the resulting taxpayer-to-MP ratio. It is noteworthy that the lifetime estimate and ratio increase significantly if MPs live longer than the 80 years used in these estimates.

Taxpayer-to-MP Contribution Examples: 2019 Election (retirement) Date

MP	Party	MP Contribution	Lifetime Pension Estimate	Ratio
Borg, Charmaine	NDP	\$93,411.32	\$1,268,402	\$1 to \$13.58
Moore, James (Hon.)	Conservative	\$266,236.70	\$3,795,385.84	\$1 to \$14.26
Dion, Stéphane (Hon.)	Liberal	\$276,401.51	\$2,805,138.76	\$1 to \$10.15

Taxpayer Contributions

Determining how much taxpayers contribute to Parliamentarians' pensions is not a straightforward task. The legislation and regulations that determine this go to extraordinary lengths to veil just how much taxpayers pay into the pension plan relative to politicians.

The *Report on the Administration of the Members of Parliament Retiring Allowances Act (RAMPRAA)*, states that officially, the 'government' (taxpayers) contributed \$25.5 million in 2009-10. That is a 'government' contribution ratio of \$5.80 for every \$1.00 politicians contribute. As lopsided as that figure is, the reality is actually much worse.

Disguised “Interest” and Accounting Fiction

If you contribute to your RRSP or into a TFSA, the money in that account and any earnings or interest is very real. Similarly, most employer pension plans, even defined-benefit ones, have real accounts in which contributions are placed and investment earnings are added (ie. Ontario Teachers’ Pension Plan). While there may be, and often are, commitments to pay out more money than is in the pension fund (i.e., an unfunded liability) due to under-contributions, poor investment returns or incorrect actuarial assumptions, the pension accounts are, in most cases, real.

This is not the case for the pension plans of MPs and Senators.

Despite there being an accounting of the “funds” in the two retirement accounts for MPs and Senators, there are no actual set-aside funds. They are merely notional accounts, akin to a bookkeeping note.

Despite the absence of actual funds and no actual investment of those dollars to generate a return that takes place in an RRSP for example, the ‘fund’ still manages to ‘earn’ interest each year. These ‘interest earnings’ are in fact a massive top-up from taxpayers.

Incredibly, the massive ‘interest’ returns in the MP and Senator retirement accounts are arbitrarily determined by the federal cabinet, in regulations mandated by the MP pension legislation. Not only do MPs set their own salaries, they also determine the rate of their pension investment “returns.”

According to the *Public Accounts of Canada*:

Federally appointed judges and Members of Parliament pension plans, are recorded in pension accounts within the accounts of Canada pursuant to pension legislation, *but are not invested*.¹⁰

That return is not determined by the performance of the market, but by government legislation and regulation. According to Section 64(1)(a) of the *Members of Parliament Retiring Allowances Act*,

The Governor in Council shall make regulations prescribing...the rates of interest, the manner of calculating interest and the times at which interest shall be credited to the Retiring Allowances Account and the Compensation Arrangements Account.¹¹

The regulation described in *the Act* dictates that,

¹⁰ “Public Accounts of Canada 2011. Volume I. Summary Report and Fiscal Statements.” *Receiver General for Canada*. November 3, 2011. Section 2.17.

¹¹ “Members of Parliament Retiring Allowances Act (R.S.C., 1985, c. M-5).” *Department of Justice Canada*. Section 64(1)(a).

Interest shall be credited to the Account in respect of each quarter in each fiscal year, on the last day of June, September, December and March, calculated at the rate of 2.5 per cent of the balance to the credit of the Account on the last day of the preceding quarter.¹²

While the Parliamentary pension plan grew by an annualized 10.4 per cent over the last 10 years, the Canada Pension Plan (CPP) grew by 6.5 per cent, Quebec Pension Plan (QPP) by 4.6 per cent, Ontario Teachers Pension Plan (OTPP) by 7.3 per cent and the S&P/TSX by 8.7 per cent.

During the recessionary year of 2008, the Parliamentary pension plan *grew* by an annualized 10.4 per cent, while the CPP *lost* 18.6 per cent, the QPP *lost* 25 per cent, the OTPP *lost* 18 per cent and the S&P/TSX *lost* 33 per cent.

While the Parliamentary pension funds increased by more than 10 per cent during the recent recession, private pension funds lost 21 per cent of their value.¹³

The in his report, Jean-Claude Menard, Chief Actuary of the Office of the Superintendent of Financial Institutions, stated that,

In previous valuations, the projected annual yields on the combined book value of the Superannuation Accounts were used as the valuation interest rate (after the scheduled review date of the next actuarial valuation report) as it was anticipated that the 2.5 % per quarter would be changed. Following discussions with the interested parties, there is continued agreement that using a quarterly valuation interest rate of 2.5% is not appropriate. Our best estimate is that the interest rate that would be credited in the future may be based on the Government's long term borrowing cost.¹⁴

Annual Pension Contributions

With total taxpayer contributions equaling \$102.7 million dollars in 2009-10, and a total of 413 MPs and Senators, taxpayers contributed \$248,668 for every parliamentarian.

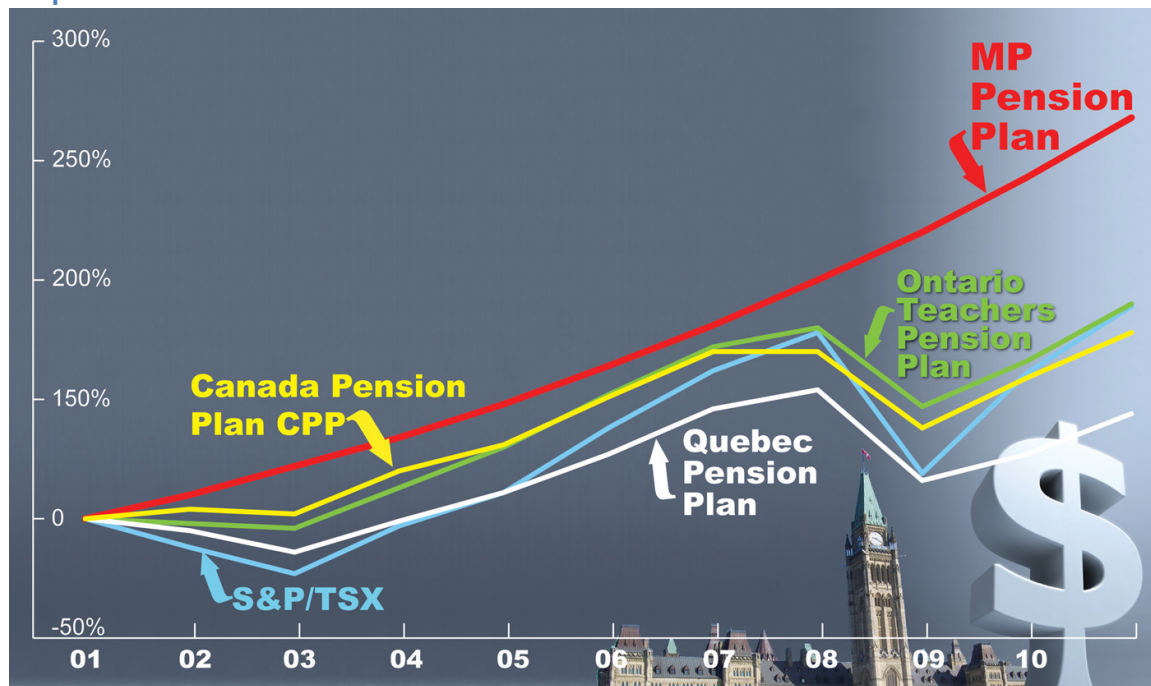
Besides the sheer size of the contribution, this is noteworthy because the taxpayers' contribution to MP and Senator pensions is \$90,938 higher than a backbench MP's basic salary of \$157,731.

¹² "Members of Parliament Retiring Allowances Regulations (C.R.C., c. 1003)." *Department of Justice Canada*. Section 3(3).

¹³ "MPs' pension fund grew amid recession: report." *The Canadian Press*. April 7, 2010.

¹⁴ "Actuarial Report on the Pension Plan of Members of Parliament as at 31 March 2010." *Office of the Chief Actuary*. Page 32.

Graph 1: Cumulative Ten Year Return on Pension Plans & Investments¹⁵



This fictional interest increased the taxpayer contributions to the MP and Senators pension accounts by \$77.2 million in 2009-10.

Official government contributions and 'interest' taken together bring the total cost to taxpayers to \$102.7 million for 2009-10, or \$23.30 for every \$1.00 that politicians contribute.

Compared with Canadians – The Retirement Comfort Index¹⁶

Using the same 6.5 per cent rate of return that the CPP has earned, it would take a regular Canadian:

- 29.5 years to save for the equivalent of a minimum backbencher pension, making the same contributions.¹⁷
- 50.5 years to save for the equivalent of a full backbencher pension, making the same contributions.¹⁸

¹⁵ -CPP: Annual Report 2011: Ten-Year Review. *CPP Investment Board*.

-QPP: (Caisse de depot et placement du Quebec) Historical Data: Caisse's Overall Returns.

- OTPP: "Ontario Teachers' Pension Plan 2010 Annual Report: Eleven Year Review. *Ontario Teachers' Pension Plan*. Page 116.

- S&P/TSX: S&P/TSX Com Total Return. *Globe Investor*.


¹⁶ Comparisons use collection years from age 55 to 80.

¹⁷ Contribution rate of \$10,990/year.

¹⁸ Contribution rate of \$10,990/year.

- 67.5 years to save for the equivalent of a full backbencher and ministerial pension, making the same contributions.¹⁹

Graph 2: Retirement Comfort Index – Years of contributions

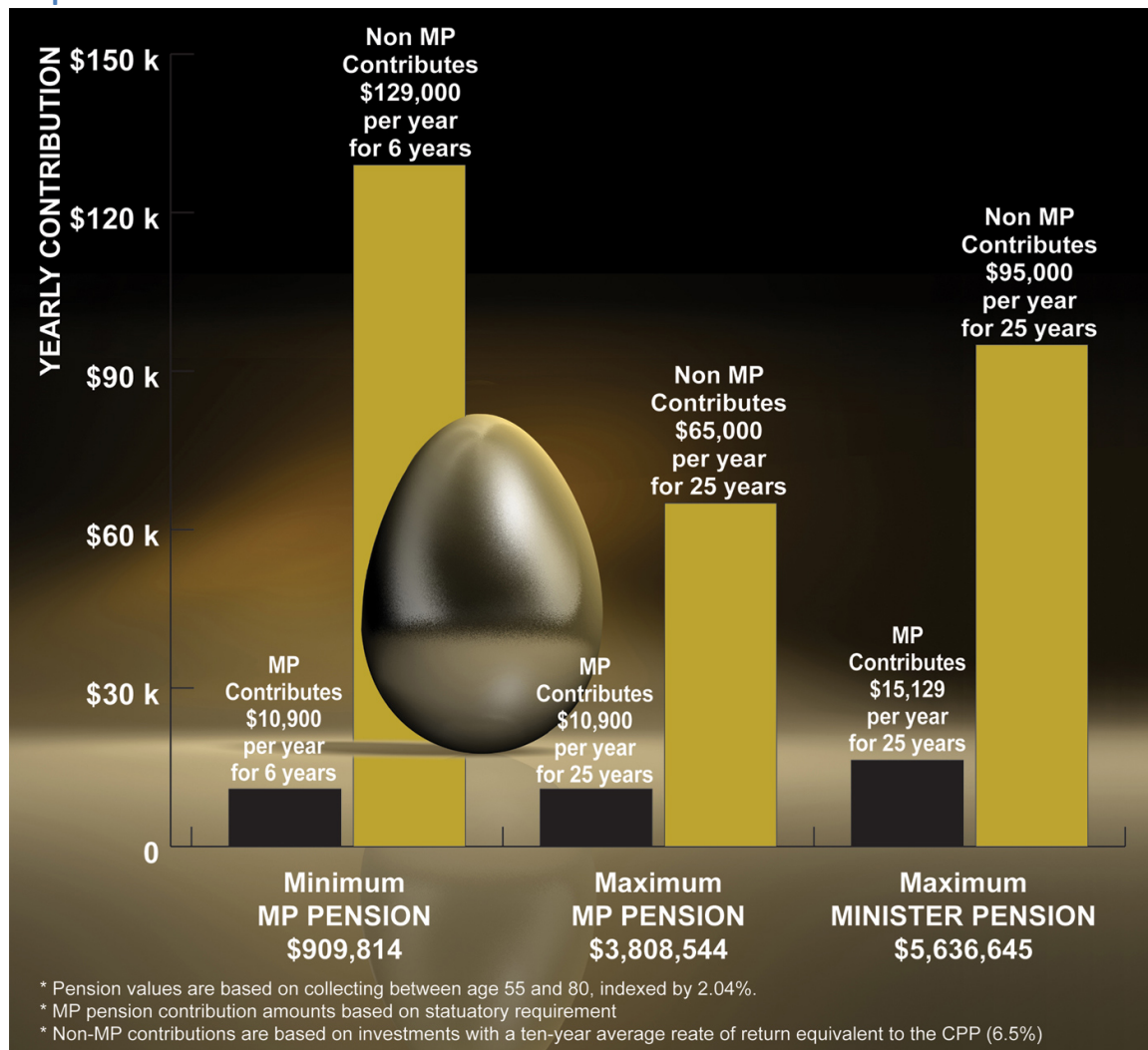


Using the same 6.5 per cent rate of return that the CPP has earned, a regular Canadian would have to invest:

- \$129,000 per year for 6 years (\$774,000) for the equivalent of a minimum backbencher pension – while that MP would have to contribute \$10,900 a year for the same period of time (\$65,400).
- \$65,000 per year for 25 years (\$1,625,000) for the equivalent of a full backbencher pension – while that MP would have to contribute \$10,900 a year for the same period of time (\$272,500).
- \$95,500 per year for 25 years (\$2,387,500) for the equivalent of a full backbencher and accompanying ministerial pension – while that MP would have to contribute \$15,129 a year for the same period of time (\$378,225).

¹⁹ Contribution rate of \$15,129/year

Graph 3: Retirement Comfort Index – Dollars contributed



Payments versus Contributions

The parliamentary pension accounts are likely overfunded due to the 10.4 per cent “interest” awarded to it, relative to the funds actually needed. Therefore, the amount actually paid out as a proportion of what MPs contribute annually is less than the \$23.30 taxpayer-to-MP ratio noted above.

In 2009-10, MPs and Senators contributed \$4.4 million to both pension accounts, while total expenditures of both accounts amounted to \$46.8 million. Therefore, sitting MPs and Senators contributed \$1.00 in 2010 for every \$10.64 that was paid out to their presently retired colleagues.

To summarize, taxpayers contribute \$23.30 for every \$1.00 that parliamentarians do, but parliamentarians currently receive \$10.64 for every \$1.00 that they contribute.

Part 6-Pension & Severance Estimates for Sitting MPs: 2015 & 2019

MP & Year	Constituency	Party	Annual Pension	Severance	Lifetime Pension Estimate	Notes
Ablonczy, Diane (Hon.)	Calgary - Nosehill	Conservative				
2019			\$140,618		\$1,542,543	
2015			\$133,817		\$2,143,306	
Adams, Eve	Mississauga--Brampton South	Conservative				
2019			\$44,193	\$86,783	\$1,422,782	
2015				\$86,783		
Adler, Mark	York Centre	Conservative				
2019			\$40,033		\$1,223,853	
2015				\$78,866		
Aglukkaq, Leona (Hon.)	Nunavut	Conservative				
2019			\$79,114	\$124,198	\$2,547,040	
2015			\$49,617	\$120,238	\$1,597,401	
Albas, Dan	Okanagan--Coquihalla	Conservative				
2019			\$39,398	\$78,866	\$1,268,402	
2015				\$78,866		
Albrecht, Harold	Kitchener—Conestoga	Conservative				
2019			\$65,279	\$78,866	\$716,100	
2015			\$46,339	\$78,866	\$742,195	
Alexander, Chris	Ajax-Pickering	Conservative				
2019			\$28,583	\$78,866	\$920,209	
2015				\$78,866		
Allen, Malcolm	Welland	NDP				
2019			\$52,090		\$834,314	
2015			\$33,149		\$712,326	
Allen, Mike	Tobique—Mactaquac	Conservative				
2019			\$64,977		\$1,682,374	
2015			\$46,036		\$1,482,098	
Allison, Dean	Niagara West—Glanbrook	Conservative				
2019			\$80,831	\$78,866	\$2,602,299	
2015			\$61,890	\$78,866	\$1,992,515	

MP & Year	Constituency	Party	Annual Pension	Severance	Lifetime Pension Estimate	Notes
Ambler, Stella	Mississauga South	Conservative				
2019			\$40,033	\$78,866	\$1,288,853	
2015				\$78,866		
Ambrose, Rona (Hon.)	Edmonton—Spruce Grove	Conservative				
2019			\$103,461	\$116,624	\$3,330,876	
2015			\$75,452	\$116,624	\$2,429,149	
Anders, Rob	Calgary West	Conservative				
2019			\$113,183	\$78,866	\$3,643,873	
2015			\$94,243	\$78,866	\$3,034,089	
Anderson, David	Cypress Hills—Grasslands	Conservative				
2019			\$96,055	\$86,783	\$2,064,066	
2015			\$75,213	\$86,783	\$2,062,362	
Andrews, Scott	Avalon	Liberal				
2019			\$52,090	\$78,866	\$1,677,012	
2015			\$33,149	\$78,866	\$1,067,227	
Angus, Charlie	Timmins—James Bay	NDP				
2019			\$72,570		\$2,103,062	
2015			\$53,630	\$78,866	\$1,726,579	
Armstrong, Scott	Cumberland--Colchester--Musquodoboit Valley	Conservative				
2019			\$47,021	\$78,866	\$1,513,818	
2015			\$28,080	\$78,866	\$904,034	Three weeks short of qualifying if not re-elected
Ashfield, Keith (Hon.)	Fredericton	Conservative				
2019			\$76,930		\$1,132,138	
2015			\$48,921		\$982,269	
Ashton, Niki	Churchill	NDP				
2019			\$52,090	\$78,866	\$1,677,012	
2015			\$33,149	\$78,866	\$1,067,227	
Aspin, Jay	Nipissing--Timiskaming	Conservative				
2019			\$39,398		\$432,189	
2015				\$78,866		

MP & Year	Constituency	Party	Annual Pension	Severance	Lifetime Pension Estimate	Notes
Atamanenko, Alex	British Columbia Southern Interior	NDP				
2019			\$64,977		\$410,291	
2015			\$46,036		\$505,002	
Aubin, Robert	Trois-Rivières	NDP				
2019			\$39,398		\$1,080,307	
2015				\$78,866		
Ayala, Paulina	Honoré-Mercier	NDP				
2019			\$39,398		\$1,141,743	
2015				\$78,866		
Baird, John (Hon.)	Ottawa West—Nepean	Conservative				
2019			\$96,020	\$116,624	\$3,091,303	
2015			\$68,011	\$116,624	\$2,189,575	
Bateman, Joyce	Winnipeg South Centre	Conservative				
2019			\$39,398	\$78,866	\$1,268,402	Office refused to provide age
2015				\$78,866		
Bélanger, Mauril (Hon.)	Ottawa—Vanier	Liberal				
2019			\$126,309		\$2,361,643	
2015			\$119,140		\$2,906,351	
Bellavance, Andre	Richmond-Athabaska	BQ				
2019			\$74,323		\$2,392,799	
2015			\$55,435	\$78,866	\$1,784,684	
Bennett, Carolyn (Hon.)	St. Paul's	Liberal				
2019			\$117,551		\$1,433,363	
2015			\$98,662		\$1,711,144	
Benoit, Leon	Vegreville—Wainwright	Conservative				
2019			\$120,411		\$1,468,233	
2015			\$120,411		\$2,088,340	
Benskin, Tyrone	Jeanne-Le Ber	NDP				
2019			\$39,398		\$903,269	Office refused to provide age
2015				\$78,866		
Bernier, Maxime (Hon.)	Beauce	Conservative				
2019			\$79,644		\$2,434,791	
2015			\$55,189	\$78,866	\$1,776,772	

MP & Year	Constituency	Party	Annual Pension	Severance	Lifetime Pension Estimate	Notes
Bevington, Dennis	Western Arctic	NDP				
2019			\$64,977		\$1,040,712	
2015			\$46,036		\$989,233	
Bezan, James	Selkirk—Interlake	Conservative				
2019			\$72,431	\$78,866	\$2,331,873	
2015			\$53,490	\$78,866	\$1,722,088	
Blanchette, Denis	Louis-Hebert	NDP				
2019			\$39,398		\$791,065	
2015				\$78,866		
Blanchette-Lamothe, Lysane	Pierrefonds-Dollard	NDP				
2019			\$39,398	\$78,866	\$1,268,402	
2015				\$78,866		
Blaney, Steven (Hon.)	Lévis—Bellechasse	Conservative				
2019			\$84,044	\$78,866	\$2,705,742	
2015			\$56,035	\$78,866	\$1,804,014	
Block, Kelly	Saskatoon—Rosetown—Biggar	Conservative				
2019			\$52,090		\$1,428,323	
2015			\$33,149	\$78,866	\$1,067,227	
Boivin, Francoise	Gatineau	NDP				
2019			\$39,398		\$1,020,099	
2015				\$78,866		
Borg, Charmaine	Terrebonne-Blainville	NDP				
2019			\$39,398	\$78,866	\$1,268,402	
2015				\$78,866		
Boughen, Ray	Palliser	Conservative				
2019			\$52,090		N/A	MP will be 82 by 2019
2015			\$33,149		\$66,975	
Boulerice, Alexandre	Rosemont-La Petite-Patrie	NDP				
2019			\$39,398	\$78,866	\$1,268,402	
2015				\$78,866		
Boutin-Sweet, Marjolaine	Hochelaga	NDP				
2019			\$39,398		\$791,065	
2015				\$78,866		
Brahmi, Tarik	Saint-Jean	NDP				
2019			\$39,398	\$78,866	\$1,268,402	
2015				\$78,866		

MP & Year	Constituency	Party	Annual Pension	Severance	Lifetime Pension Estimate	Notes
Braid, Peter	Kitchener—Waterloo	Conservative				
2019			\$52,090		\$1,677,012	
2015			\$33,149	\$78,866	\$1,067,227	
Breitkreuz, Garry	Yorkton—Melville	Conservative				
2019			\$120,184		\$758,899	
2015			\$120,184		\$1,318,395	
Brisson, Scott (Hon.)	Kings—Hants	Liberal				
2019			\$115,662	\$78,866	\$3,723,666	
2015			\$96,721	\$78,866	\$3,113,881	
Brosseau, Ruth Ellen	Berthier--Maskinongé	NDP				
2019			\$39,398	\$78,866	\$1,268,402	
2015				\$78,866		
Brown, Gordon	Leeds—Grenville	Conservative				
2019			\$72,431		\$2,331,873	
2015			\$53,490	\$78,866	\$1,722,088	
Brown, Lois	Newmarket—Aurora	Conservative				
2019			\$52,090		\$973,944	
2015			\$33,149		\$808,660	
Brown, Patrick	Barrie	Conservative				
2019			\$64,989	\$78,866	\$2,092,299	
2015			\$46,049	\$78,866	\$1,482,515	
Bruinooge, Rod	Winnipeg South	Conservative				
2019			\$66,297	\$78,866	\$2,134,397	
2015			\$47,356	\$78,866	\$1,524,612	
Butt, Brad	Mississauga—Streetsville	Conservative				
2019			\$39,398		\$1,268,402	
2015				\$78,866		
Byrne, Gerry (Hon.)	Humber—St. Barbe—Baie Verte	Liberal				
2019			\$124,136		\$3,996,498	
2015			\$107,183		\$3,450,711	
Calandra, Paul	Oak Ridges—Markham	Conservative				
2019			\$56,078	\$78,866	\$1,805,389	
2015			\$35,236	\$78,866	\$1,134,391	

MP & Year	Constituency	Party	Annual Pension	Severance	Lifetime Pension Estimate	Notes
Calkins, Blaine	Wetaskiwin	Conservative				
2019			\$74,453	\$78,866	\$2,396,983	
2015			\$55,513	\$78,866	\$1,787,199	
Cannan, Ron	Kelowna—Lake Country	Conservative				
2019			\$74,453		\$2,041,528	
2015			\$55,513	\$78,866	\$1,787,199	
Carmichael, John	Don Valley West	Conservative				
2019			\$40,033		\$1,097,726	
2015				\$78,866		
Caron, Guy	Rimouski-Neigette--Témiscouata--Les Basques	NDP				
2019			\$40,033		\$1,097,726	
2015				\$78,866		
Carrie, Colin	Oshawa	Conservative				
2019			\$76,419		\$2,214,578	
2015			\$55,576	\$78,866	\$1,789,252	
Casey, Sean	Charlottetown	Liberal				
2019			\$40,033		\$1,223,853	
2015				\$78,866		
Cash, Andrew	Davenport	NDP				
2019			\$40,033		\$1,160,153	
2015				\$78,866		
Charlton, Chris	Hamilton Mountain	NDP				
2019			\$63,408		\$1,938,428	
2015			\$44,467	\$78,866	\$1,431,595	
Chicoine, Sylvain	Châteauguay--Saint-Constant	NDP				
2019			\$40,033	\$78,866	\$1,288,853	
2015				\$78,866		
Chisolm, Robert	Dartmouth-Cole Harbour	NDP				
2019			\$40,033		\$860,251	
2015				\$78,866		
Chisu, Corneliu	Pickering-Scarborough East	Conservative				
2019			\$40,033		\$439,157	
2015				\$78,866		

MP & Year	Constituency	Party	Annual Pension	Severance	Lifetime Pension Estimate	Notes
Chong, Michael (Hon.)	Wellington—Halton Hills	Conservative				
2019			\$70,181	\$78,866	\$3,124,903	
2015			\$51,241	\$78,866	\$2,684,816	
Choquette, François	Drummond	NDP				
2019			\$40,033	\$78,866	\$1,288,853	
2015				\$78,866		
Chow, Olivia	Trinity—Spadina	NDP				
2019			\$63,408		\$1,362,528	
2015			\$44,467	\$78,866	\$1,219,300	
Christopherson, David	Hamilton Centre	NDP				
2019			\$71,479		\$1,239,695	
2015			\$52,538		\$1,204,530	
Clarke, Robert	Desnethé—Mississippi—Churchill River	Conservative				
2019			\$50,508	\$78,866	\$1,626,092	
2015			\$31,568	\$78,866	\$1,016,307	
Clearly, Ryan	St. John's South--Mount Pearl	NDP				
2019			\$40,033	\$78,866	\$1,288,853	
2015				\$78,866		
Clement, Tony (Hon.)	Parry Sound—Muskoka	Conservative				
2019			\$96,473		\$2,645,309	
2015			\$68,011	\$78,866	\$2,189,575	
Coderre, Denis (Hon.)	Bourassa	Liberal				
2019			\$121,096		\$3,701,989	
2015			\$102,155	\$78,866	\$3,288,821	
Comartin, Joe	Windsor—Tecumseh	NDP				
2019			\$78,965		\$678,714	
2015			\$60,024		\$806,866	
Côté, Raymond	Beauport--Limoilou	NDP				
2019			\$40,033	\$78,866	\$1,288,853	
2015				\$78,866		
Cotler, Irwin (Hon.)	Mount Royal	Liberal				
2019			\$100,971		\$100,971	
2015			\$82,031		\$427,233	

MP & Year	Constituency	Party	Annual Pension	Severance	Lifetime Pension Estimate	Notes
Crowder, Jean	Nanaimo—Cowichan	NDP				
2019			\$73,318		\$1,078,983	
2015			\$54,377		\$1,091,823	
Cullen, Nathan	Skeena—Bulkley Valley	NDP				
2019			\$72,760	\$78,866	\$2,342,461	
2015			\$53,819	\$78,866	\$1,732,677	
Cuzner, Rodger	Cape Breton—Canso	Liberal				
2019			\$91,998		\$1,720,104	
2015			\$73,057		\$1,782,177	
Daniel, Joe	Don Valley East	Conservative				
2019			\$40,033	\$78,866	\$1,288,853	
2015				\$78,866		
Davidson, Patricia	Sarnia—Lambton	Conservative				
2019			\$64,989		\$483,734	
2015			\$46,049		\$561,498	
Davies, Don	Vancouver Kingsway	NDP				
2019			\$52,090		\$1,592,436	
2015			\$33,149	\$78,866	\$1,067,227	
Davies, Libby	Vancouver East	NDP				
2019			\$113,759		\$1,822,047	
2015			\$94,818		\$2,037,484	
Day, Anne-Marie	Charlesbourg—Haute-Saint-Charles	NDP				
2019			\$40,033		\$860,251	
2015				\$78,866		
Dechert, Bob	Mississauga—Erindale	Conservative				
2019			\$52,090		\$1,194,253	
2015			\$33,149		\$960,657	
Del Mastro, Dean	Peterborough	Conservative				
2019			\$64,989	\$78,866	\$2,092,299	
2015			\$46,049	\$78,866	\$1,482,515	
Devolin, Barry	Haliburton—Kawartha Lakes—Brock	Conservative				
2019			\$80,765		\$2,469,036	
2015			\$59,449	\$78,866	\$1,913,920	

MP & Year	Constituency	Party	Annual Pension	Severance	Lifetime Pension Estimate	Notes
Dewar, Paul	Ottawa Centre	NDP				
2019			\$64,989		\$1,986,780	
2015			\$46,049	\$78,866	\$1,482,515	
Dion, Stéphane (Hon.)	Saint-Laurent—Cartierville	Liberal				
2019			\$150,029		\$2,805,139	
2015			\$131,862		\$3,216,693	
Dionne Labelle, Pierre	Rivière-du-Nord	NDP				
2019			\$40,033		\$748,516	
2015				\$78,866		
Donnelly, Fin	New Westminster—Coquitlam	NDP				
2019			\$47,021	\$78,866	\$1,513,818	
2015				\$78,866		Three weeks short of qualifying if not re-elected
Doré Lefebvre, Rosane	Alfred-Pellan	NDP				
2019			\$40,033	\$78,866	\$1,288,853	
2015				\$78,866		
Dreeshen, Earl	Red Deer	Conservative				
2019			\$52,090		\$834,314	
2015			\$33,149		\$712,326	
Dubé, Matthew	Chambly—Borduas	NDP				
2019			\$40,033	\$78,866	\$1,288,853	
2015				\$78,866		
Duncan, John	Vancouver Island North	Conservative				
2019			\$140,253		\$1,370,332	
2015			\$126,829		\$1,866,477	
Duncan, Kirsty	Etobicoke North	Liberal				
2019			\$52,090	\$78,866	\$1,677,012	
2015			\$33,149	\$78,866	\$1,067,227	
Duncan, Linda	Edmonton—Strathcona	NDP				
2019			\$52,090		\$571,416	
2015			\$33,149		\$530,946	
Dusseault, Pierre-Luc	Sherbrooke	NDP				
2019			\$40,033	\$78,866	\$1,288,853	
2015				\$78,866		

MP & Year	Constituency	Party	Annual Pension	Severance	Lifetime Pension Estimate	Notes
Dykstra, Rick	St. Catharines	Conservative				
2019			\$71,497	\$78,866	\$2,301,797	
2015			\$50,655	\$78,866	\$1,630,798	
Easter, Wayne (Hon.)	Malpeque	Liberal				
2019			\$123,582		\$1,355,666	
2015			\$123,582		\$1,979,381	
Eyking, Mark (Hon.)	Sydney—Victoria	Liberal				
2019			\$90,876		\$2,352,968	
2015			\$71,935		\$2,315,922	
Fantino, Julian	Vaughn	Conservative				
2019			\$41,722	\$78,866	\$127,737	
2015				\$78,866		
Fast, Ed	Abbotsford	Conservative				
2019			\$84,913		\$1,587,648	
2015			\$56,904		\$1,388,150	
Findlay, Kerry-Lynne D.	Delta—Richmond East	Conservative				
2019			\$40,033	\$78,866	\$748,516	
2015				\$78,866		
Finley, Diane (Hon.)	Haldimand—Norfolk	Conservative				
2019			\$92,057		\$1,978,141	
2015			\$64,048		\$1,756,204	
Flaherty, Jim (Hon.)	Whitby—Oshawa	Conservative				
2019			\$96,107		\$1,054,269	
2015			\$68,098		\$1,090,708	
Fletcher, Steven (Hon.)	Charleswood—St. James—Assiniboia	Conservative				
2019			\$92,144	\$78,866	\$2,966,518	
2015			\$67,688	\$78,866	\$2,179,185	
Foote, Judy	Random—Burin—St. George's	Liberal				
2019			\$55,155		\$811,683	
2015			\$34,873		\$700,208	
Fortin, Jean-François	Haute-Gaspésie—La Mitis—Matane—Matapédia	BQ				
2019			\$40,033	\$78,866	\$1,288,853	
2015				\$78,866		

MP & Year	Constituency	Party	Annual Pension	Severance	Lifetime Pension Estimate	Notes
Freeman, Mylène	Argenteuil—Papineau—Mirabel	NDP				
2019			\$40,033	\$78,866	\$1,288,853	
2015				\$78,866		
Fry, Hedy (Hon.)	Vancouver Centre	Liberal				
2019			\$134,211		\$271,161	
2015			\$134,211		\$847,471	
Galipeau, Royal	Ottawa—Orléans	Conservative				
2019			\$63,408		\$544,997	
2015			\$44,467		\$597,741	
Garneau, Marc	Westmount—Ville-Marie	Liberal				
2019			\$56,497		\$619,763	
2015			\$36,697		\$587,762	
Gallant, Cheryl	Renfrew—Nipissing—Pembroke	Conservative				
2019			\$88,256		\$2,285,118	
2015			\$69,315		\$2,231,555	
Garrison, Randall	Esquimalt—Juan de Fuca	NDP				
2019			\$40,033		\$439,157	
2015				\$78,866		
Genest, Réjean	Shefford	NDP				
2019			\$40,033		\$297,979	
2015				\$78,866		
Genest-Jourdain, Jonathan	Manicouagan	NDP				
2019			\$40,033	\$78,866	\$1,288,853	
2015				\$78,866		
Giguère, Alain	Marc-Aurèle-Fortin	NDP				
2019			\$40,033		\$976,591	
2015				\$78,866		
Gill, Parm	Brampton-Springdale	Conservative				
2019			\$40,033	\$78,866	\$1,288,853	
2015				\$78,866		
Glover, Shelly	Saint Boniface	Conservative				
2019			\$56,277	\$78,866	\$1,811,791	
2015			\$35,434	\$78,866	\$1,140,793	

MP & Year	Constituency	Party	Annual Pension	Severance	Lifetime Pension Estimate	Notes
Godin, Yvon	Acadie—Bathurst	NDP				
2019			\$116,628		\$2,180,619	
2015			\$79,532		\$1,940,145	
Goguen, Robert	Moncton—Riverview—Dieppe	Conservative				
2019			\$44,022		\$945,965	
2015				\$78,866		
Goldring, Peter	Edmonton East	Conservative				
2019			\$111,859		\$582,585	
2015			\$92,102		\$899,876	
Goodale, Ralph (Hon.)	Wascana	Liberal				
2019			\$165,704		\$1,817,735	Calculated based on MP "buying back in" for service between 1974-79
2015			\$165,704		\$2,654,039	
Goodyear, Gary (Hon.)	Cambridge	Conservative				
2019			\$90,369		\$2,071,868	
2015			\$65,914		\$1,910,153	
Gosal, Bal	Bramalea-Gore-Malton	Conservative				
2019			\$54,479	\$78,866	\$1,493,822	
2015			\$30,023	\$78,866	\$966,582	
Gourde, Jacques	Lotbinière—Chutes-de-la-Chaudière	Conservative				
2019			\$64,989		\$2,092,299	
2015			\$45,644	\$78,866	\$1,469,486	
Gravelle, Claude	Nickel Belt	NDP				
2019			\$52,090		\$571,416	
2015			\$33,149		\$530,946	
Grewal, Nina	Fleetwood—Port Kells	Conservative				
2019			\$72,632		\$1,665,199	
2015			\$53,219		\$1,542,265	
Groguhé, Sadia	Saint-Lambert	NDP				
2019			\$40,033		\$1,160,153	
2015				\$78,866		

MP & Year	Constituency	Party	Annual Pension	Severance	Lifetime Pension Estimate	Notes
Harper, Stephen (Right Hon.)	Calgary Southwest	Conservative				
2019			259,506		\$5,596,474	Based on MP <i>not</i> "buying back in" for service between 1993-97 /Includes PM Allowance
			284,938		\$6,216,858	Based on MP "buying back in" for service between 1993-97 /Includes PM Allowance
2015			223,517		\$5,456,109	Based on MP <i>not</i> "buying back in" for service between 1993-97 /Includes PM Allowance
			248,949		\$6,233,568	Based on MP "buying back in" for service between 1993-97 /Includes PM Allowance
Harris, Dan		NDP				
2019			\$40,033	\$78,866	\$1,288,853	
2015				\$78,866		
Harris, Jack	St. John's East	NDP				
2019			\$62,678		\$612,388	Calculated based on MP "buying back in" for service between 1987-88
2015			\$38,223		\$562,505	Calculated based on MP "buying back in" for service between 1987-88 /Qualifies with earlier time served
Harris, Richard M. "Dick"	Cariboo—Prince George	Conservative				
2019			\$119,284		\$621,257	
2015			\$118,236		\$1,155,219	
Hassainia, Sana	Verchères—Les Patriotes	NDP				
2019			\$40,033	\$78,866	\$1,288,853	
2015				\$78,866		
Hawn, Laurie Daniel	Edmonton Centre	Conservative				
2019			\$72,776		\$625,519	
2015			\$51,934		\$698,113	

MP & Year	Constituency	Party	Annual Pension	Severance	Lifetime Pension Estimate	Notes
Hayes, Bryan	Sault Ste. Marie	Conservative				
2019			\$40,033	\$78,866	\$917,833	
2015				\$78,866		
Hiebert, Russ	South Surrey—White Rock—Cloverdale	Conservative				
2019			\$78,644	\$78,866	\$2,531,885	
2015			\$48,413	\$78,866	\$1,558,640	
Hoback, Randy	Prince Albert	Conservative				
2019			\$52,090	\$78,866	\$1,677,012	
2015				\$78,866		
Hoepfner, Candice	Portage—Lisgar	Conservative				
2019			\$55,675	\$78,866	\$1,792,415	
2015			\$34,833	\$78,866	\$1,121,417	
Holder, Ed	London West	Conservative				
2019			\$52,090		\$903,424	
2015			\$33,149		\$760,007	
Hsu, Ted	Kingston and the Islands	Liberal				
2019			\$40,033		\$1,288,853	
2015				\$78,866		
Hughes, Carol	Algoma—Manitoulin—Kapusksing	NDP				
2019			\$52,090		\$1,194,253	
2015			\$33,149		\$960,657	
Hyer, Bruce	Thunder Bay—Superior North	NDP				
2019			\$52,090		\$387,721	
2015			\$33,149		\$404,209	
Jacob, Pierre	Brome—Missisquoi	NDP				
2019			\$40,033		\$1,288,853	Refused to disclose age
2015				\$78,866		
James, Roxanne	Scarborough Centre	Conservative				
2019			\$40,033		\$1,288,853	
2015				\$78,866		
Jean, Brian	Fort McMurray—Athabasca	Conservative				
2019			\$77,095		\$2,356,869	
2015			\$37,228	\$78,866	\$1,198,536	

MP & Year	Constituency	Party	Annual Pension	Severance	Lifetime Pension Estimate	Notes
Julian, Peter	Burnaby—New Westminster	NDP				
2019			\$80,860		\$2,343,299	
2015			\$60,245	\$78,866	\$1,939,548	
Kamp, Randy	Pitt Meadows—Maple Ridge—Mission	Conservative				
2019			\$76,132		\$1,219,389	
2015			\$55,290		\$1,188,092	
Karygiannis, Jim (Hon.)	Scarborough—Agincourt	Liberal				
2019			\$119,330		\$2,231,139	
2015			\$119,330		\$2,910,972	
Keddy, Gerald	South Shore—St. Margaret's	Conservative				
2019			\$115,271		\$1,846,267	
2015			\$94,429		\$2,029,121	
Kellway, Matthew	Beaches—East York	NDP				
2019			\$40,033		\$1,288,853	
2015				\$78,866		
Kenney, Jason (Hon.)	Calgary Southeast	Conservative				
2019			\$134,138	\$78,866	\$4,318,507	
2015			\$106,130	\$78,866	\$3,416,779	
Kent, Peter (Hon.)	Thornhill	Conservative				
2019			\$71,182		\$293,561	
2015			\$43,173		\$371,081	
Kerr, Greg	West Nova	Conservative				
2019			\$57,966		\$498,224	
2015			\$39,025		\$524,589	
Komarnicki, Ed	Souris—Moose Mountain	Conservative				
2019			\$79,507		\$872,171	
2015			\$60,566		\$970,072	
Kramp, Daryl	Prince Edward—Hastings	Conservative				
2019			\$102,916		\$884,577	
2015			\$83,976		\$1,128,825	
Lake, Mike	Edmonton—Mill Woods—Beaumont	Conservative				
2019			\$69,734	\$78,866	\$2,245,059	
2015			\$50,794	\$78,866	\$1,635,274	

MP & Year	Constituency	Party	Annual Pension	Severance	Lifetime Pension Estimate	Notes
Lamoureux, Kevin	Winnipeg North	Liberal				
2019			\$46,775		\$1,355,515	
2015			\$27,834	\$78,866	\$896,104	Several months short of qualifying if not re-elected
Lapointe, François	Montmagny—L'Islet—Kamouraska—Rivière-du-Loup	NDP				
2019			\$40,033	\$78,866	\$1,288,853	
2015				\$78,866		
Larose, Jean-François	Repentigny	NDP				
2019			\$40,033	\$78,866	\$1,288,853	
2015				\$78,866		
Latendresse, Alexandrine	Louis-Saint-Laurent	NDP				
2019			\$40,033	\$78,866	\$1,288,853	
2015				\$78,866		
Lauzon, Guy	Stormont—Dundas—South Glengarry	Conservative				
2019			\$77,387		\$403,046	
2015			\$58,446		\$571,044	
Laverdière, Hélène	Laurier—Sainte-Marie	NDP				
2019			\$41,628		\$778,331	
2015				\$78,866		
Lebel, Denis (Hon.)	Roberval—Lac-Saint-Jean	Conservative				
2019			\$80,582		\$1,397,565	
2015			\$52,573		\$1,205,319	
LeBlanc, Dominic (Hon.)	Beauséjour	Liberal				
2019			\$74,132	\$78,866	\$2,386,645	
2015			\$55,192	\$78,866	\$1,776,861	
LeBlanc, Hélène	LaSalle—Émard	NDP				
2019			\$41,628	\$78,866	\$954,392	
2015				\$78,866		
Leef, Ryan	Yukon	Conservative				
2019			\$41,628	\$78,866	\$1,340,190	
2015				\$78,866		

MP & Year	Constituency	Party	Annual Pension	Severance	Lifetime Pension Estimate	Notes
Dr. Leitch, Kellie	Simcoe-Grey	Conservative				
2019			\$43,735	\$78,866	\$1,408,013	
2015				\$78,866		
Lemieux, Pierre	Glengarry—Prescott—Russell	Conservative				
2019			\$68,691		\$2,099,930	
2015			\$47,849	\$78,866	\$1,540,461	
Leslie, Megan	Halifax	NDP				
2019			\$52,090	\$78,866	\$1,677,012	
2015			\$33,149	\$78,866	\$1,067,227	
Leung, Chungsen	Willowdale	Conservative				
2019			\$44,778		\$546,007	
2015				\$78,866		
Liu, Laurin	Rivière-des-Mille-Îles	NDP				
2019			\$44,778	\$78,866	\$1,441,612	
2015				\$78,866		
Lizon, Wladyslaw	Mississauga East—Cooksville	Conservative				
2019			\$44,778		\$776,612	
2015				\$78,866		
Lobb, Ben	Huron—Bruce	Conservative				
2019			\$56,835	\$78,866	\$1,829,771	
2015			\$37,894	\$78,866	\$1,219,986	
Lukiwski, Tom	Regina—Lumsden—Lake Centre	Conservative				
2019			\$76,132		\$1,023,392	
2015			\$55,290		\$1,033,775	
Lunney, James	Nanaimo—Alberni	Conservative				
2019			\$94,293		\$1,267,513	
2015			\$75,352		\$1,408,882	
MacAulay, Lawrence (Hon.)	Cardigan	Liberal				
2019			\$146,246		\$1,088,549	
2015			\$146,246		\$1,783,260	
MacKay, Peter Gordon (Hon.)	Central Nova	Conservative				
2019			\$145,305	\$78,866	\$4,678,026	
2015			\$117,297	\$78,866	\$3,776,298	

MP & Year	Constituency	Party	Annual Pension	Severance	Lifetime Pension Estimate	Notes
Mackenzie, Dave	Oxford	Conservative				
2019			\$84,349		\$627,835	
2015			\$65,409		\$797,564	
Mai, Hoang	Brossard-La Prairie	NDP				
2019			\$44,778	\$78,866	\$1,441,612	
2015				\$78,866		
Marston, Wayne	Hamilton East—Stoney Creek	NDP				
2019			\$64,989		\$558,592	
2015			\$46,049		\$619,002	
Martin, Pat	Winnipeg Centre	NDP				
2019			\$112,571		\$2,104,765	
2015			\$93,630		\$2,284,044	
Masse, Brian	Windsor West	NDP				
2019			\$82,836	\$78,866	\$2,666,844	
2015			\$63,895	\$78,866	\$2,057,059	
Mathysen, Irene	London—Fanshawe	NDP				
2019			\$64,989		\$873,608	
2015			\$46,049		\$860,988	
May, Elizabeth	Saanich—Gulf Islands	Green				
2019			\$48,758		\$845,639	
2015				\$78,866		
Mayes, Colin	Okanagan—Shuswap	Conservative				
2019			\$64,989		\$634,977	
2015			\$46,049		\$677,678	
McCallum, John (Hon.)	Markham—Unionville	Liberal				
2019			\$97,970		\$1,194,596	
2015			\$79,029		\$1,370,635	
McColeman, Phil	Brant	Conservative				
2019			\$52,025		\$902,300	
2015			\$33,085		\$758,520	
McGuinty, David	Ottawa South	Liberal				
2019			\$68,948		\$1,785,196	
2015			\$50,007		\$1,609,947	

MP & Year	Constituency	Party	Annual Pension	Severance	Lifetime Pension Estimate	Notes
McKay, John (Hon.)	Scarborough—Guildwood	Liberal				
2019			\$112,646		\$1,100,604	
2015			\$93,706		\$1,379,020	
McLeod, Cathy	Kamloops—Thompson—Cariboo	Conservative				
2019			\$56,227		\$1,208,231	
2015			\$35,385		\$970,273	
Menegakis, Costas	Richmond Hill	Conservative				
2019			\$40,033	\$78,866	\$976,591	
2015				\$78,866		
Menzies, Ted (Hon.)	Macleod	Conservative				
2019			\$90,017		\$1,324,732	
2015			\$63,940		\$1,283,827	
Merrifield, Rob (Hon.)	Yellowhead	Conservative				
2019			\$94,276		\$1,509,990	
2015			\$75,335		\$1,618,823	
Michaud, Éline	Portneuf—Jacques-Cartier	NDP				
2019			\$40,033	\$78,866	\$1,288,853	
2015				\$78,866		
Miller, Larry	Bruce—Grey—Owen Sound	Conservative				
2019			\$75,411		\$1,514,146	
2015			\$56,470		\$1,462,119	
Moore, Christine	Abitibi—Témiscamingue	NDP				
2019			\$40,033	\$78,866	\$1,288,853	
2015				\$78,866		
Moore, James (Hon.)	Port Moody—Westwood—Port Coquitlam	Conservative				
2019			\$117,890	\$116,624	\$3,795,386	
2015			\$89,881	\$116,624	\$2,893,658	
Moore, Rob	Fundy Royal	Conservative				
2019			\$78,898	\$78,866	\$2,540,084	
2015			\$59,958	\$78,866	\$1,930,299	
Morin, Dany	Chicoutimi-Le Fjord	NDP				
2019			\$40,033	\$78,866	\$1,288,853	
2015				\$78,866		

MP & Year	Constituency	Party	Annual Pension	Severance	Lifetime Pension Estimate	Notes
Morin, Isabelle	Notre-Dame-de-Grâce—Lachine	NDP				
2019			\$40,033	\$78,866	\$1,288,853	
2015				\$78,866		
Morin, Marc-Andre	Laurentides—Labelle	NDP				
2019			\$40,033		\$538,141	
2015				\$78,866		
Morin, Marie-Claude	Saint-Hyacinthe—Bagot	NDP				
2019			\$40,033	\$78,866	\$1,288,853	
2015				\$78,866		
Mourani, Maria	Ahuntsic	BQ				
2019			\$64,989	\$78,866	\$2,092,299	
2015			\$46,049	\$78,866	\$1,482,515	
Mulcair, Thomas J.	Outremont	NDP				
2019			\$69,714		\$1,209,083	
2015			\$46,069		\$1,056,200	
Murray, Joyce	Vancouver Quadra	Liberal				
2019			\$54,826		\$950,866	
2015			\$35,885		\$822,721	
Nantel, Pierre	Longueuil—Pierre-Boucher	NDP				
2019			\$40,033	\$78,866	\$1,223,853	
2015				\$78,866		
Nash, Peggy	Parkdale--High Park	NDP				
2019			\$52,933		\$711,538	Calculated based on MP "buying back in" for service between 2006-08
2015			\$33,992		\$635,560	Calculated based on MP "buying back in" for service between 2006-08 /Qualifies if earlier time included
Nicholls, Jamie	Vaudreuil-Soulanges	NDP				
2019			\$40,033	\$78,866	\$1,288,853	
2015				\$78,866		

MP & Year	Constituency	Party	Annual Pension	Severance	Lifetime Pension Estimate	Notes
Nicholson, Rob (Hon.)	Niagara Falls	Conservative				
2019			\$150,297		\$2,211,848	Calculated based on MP "buying back in" for service between 1984-1993
2015			\$141,229		\$2,835,692	Calculated based on MP "buying back in" for service between 1984-1993
Norlock, Rick	Northumberland—Quinte West	Conservative				
2019			\$64,989		\$634,977	
2015			\$46,049		\$677,678	
Nunez-Melo, José	Laval	NDP				
2019			\$40,033		\$803,820	
2015				\$78,866		
Obhrai, Deepak	Calgary East	Conservative				
2019			\$109,619		\$1,336,641	
2015			\$88,777		\$1,539,696	
O'Connor, Gordon (Hon.)	Carleton—Mississippi Mills	Conservative				
2019			\$144,901		N/A	MP is 80 in 2019
2015			\$102,813		\$424,010	
Oda, Bev (Hon.)	Durham	Conservative				
2019			\$103,798		\$540,603	
2015			\$75,789		\$740,497	
Oliver, Joe (Hon.)	Eglinton-Lawrence	Conservative				
2019			\$59,008		\$119,219	
2015				\$116,624		
O'Neill-Gordon, Tilly	Miramichi	Conservative				
2019			\$47,358	\$78,866	\$519,508	
2015			\$28,418	\$78,866	\$455,156	
Opitz, Ted	Etobicoke Centre	Conservative				
2019			\$40,033		\$1,097,726	
2015				\$78,866		
Pacetti, Massimo	Saint-Léonard—Saint-Michel	Liberal				
2019			\$93,103		\$2,698,094	
2015			\$74,995	\$78,866	\$2,414,432	
Papillon, Annick	Québec	NDP				
2019			\$40,033	\$78,866	\$1,288,853	
2015				\$78,866		

MP & Year	Constituency	Party	Annual Pension	Severance	Lifetime Pension Estimate	Notes
Paradis, Christian (Hon.)	Mégantic—L'Érable	Conservative				
2019			\$89,590	\$116,624	\$2,884,284	
2015			\$61,581	\$116,624	\$1,982,556	
Patry, Claude	Jonquière—Alma	NDP				
2019			\$40,033		\$641,205	
2015				\$78,866		
Payne, LaVar	Medicine Hat	Conservative				
2019			\$52,090		\$328,921	
2015			\$33,149		\$363,642	
Péclet, Ève	La Pointe-de-l'Île	NDP				
2019			\$40,033	\$78,866	\$1,288,853	
2015				\$78,866		
Penashue, Peter	Labrador	Conservative				
2019			\$55,857		\$1,798,294	
2015				\$78,866		
Perreault, Manon	Montcalm	NDP				
2019			\$40,033	\$78,866	\$1,288,853	
2015				\$78,866		
Pilon, François	Laval—Les Îles	NDP				
2019			\$40,033	\$78,866	\$917,833	
2015				\$78,866		
Plamondon, Louis	Bas-Richelieu—Nicolet—Bécancour	BQ				
2019			\$119,390		\$492,374	
2015			\$119,390		\$1,026,173	
Poilievre, Pierre	Nepean—Carleton	Conservative				
2019			\$76,132	\$86,783	\$2,451,032	
2015			\$55,290	\$86,783	\$1,780,034	
Preston, Joe	Elgin—Middlesex—London	Conservative				
2019			\$75,725		\$1,415,861	
2015			\$56,785		\$1,385,230	
Quach, Anne Minh-Thu	Beauharnois—Salaberry	NDP				
2019	Member		\$40,033	\$78,866	\$1,288,853	
2015	Member			\$78,866		

MP & Year	Constituency	Party	Annual Pension	Severance	Lifetime Pension Estimate	Notes
Rae, Bob (Hon.)	Toronto Centre	Liberal				
2019			\$96,765		\$945,442	Calculated based on MP "buying back in" for service between 1978-1982 /remaining Liberal Leader
			\$85,825		\$838,550	Calculated based on MP "buying back in" for service between 1978-1982 /resigning Liberal Leadership by December 31, 2012
2015			\$71,377		\$1,050,423	Calculated based on MP "buying back in" for service between 1978-1982 /remaining Liberal Leader
			\$66,884		\$984,307	Calculated based on MP "buying back in" for service between 1978-1982 /resigning Liberal Leadership by December 31, 2012
Rafferty, John	Thunder Bay—Rainy River	NDP				
2019			\$52,090		\$834,314	
2015			\$33,149		\$712,326	
Raitt, Lisa (Hon.)	Halton	Conservative				
2019			\$75,575	\$116,624	\$2,433,109	
2015			\$47,567	\$116,624	\$1,531,382	
Rajotte, James	Edmonton—Leduc	Conservative				
2019			\$90,981	\$78,866	\$2,929,093	
2015			\$72,041	\$78,866	\$2,319,309	
Rathgeber, Brent	Edmonton—St. Albert	Conservative				
2019			\$52,090		\$1,677,012	
2015			\$33,149	\$78,866	\$1,067,227	
Ravnat, Mathieu	Pontiac	NDP				
2019			\$40,033	\$78,866	\$1,288,853	
2015				\$78,866		

MP & Year	Constituency	Party	Annual Pension	Severance	Lifetime Pension Estimate	Notes
Raynault, Francine	Joliette	NDP				
2019			\$40,033		\$252,789	
2015				\$78,866		
Regan, Geoff (Hon.)	Halifax West	Liberal				
2019			\$124,031		\$3,025,650	
2015			\$105,090		\$3,212,681	
Reid, Scott	Lanark—Frontenac—Lennox and Addington	Conservative				
2019			\$91,451		\$2,944,223	
2015			\$72,511	\$78,866	\$2,334,438	
Rempel, Michelle	Calgary Centre-North	Conservative				
2019			\$40,033	\$78,866	\$1,288,853	
2015				\$78,866		
Richards, Blake	Wild Rose	Conservative				
2019			\$52,090	\$78,866	\$1,677,012	
2015			\$33,149	\$78,866	\$1,067,227	
Richardson, Lee	Calgary Centre	Conservative				
2019			\$117,065		\$1,006,185	
2015			\$98,124		\$1,319,014	
Rickford, Greg	Kenora	Conservative				
2019			\$52,090	\$78,866	\$1,677,012	
2015			\$33,149	\$78,866	\$1,067,227	
Ritz, Gerry (Hon.)	Battlefords—Lloydminster	Conservative				
2019			\$135,493		\$1,821,336	
2015			\$107,484		\$2,009,661	
Rousseau, Jean	Compton—Stanstead	NDP				
2019			\$40,033	\$78,866	\$1,097,726	
2015				\$78,866		
Saganash, Romeo	Abitibi—Baie-James—Nunavik—Eeyou	NDP				
2019			\$40,033	\$78,866	\$1,160,153	
2015				\$78,866		
Sandhu, Jasbir	Surrey North	NDP				
2019			\$40,033	\$78,866	\$1,288,853	
2015				\$78,866		

MP & Year	Constituency	Party	Annual Pension	Severance	Lifetime Pension Estimate	Notes
Savoie, Denise	Victoria	NDP				
2019			\$64,989		\$268,021	
2015			\$46,049		\$395,795	
Saxton, Andrew	North Vancouver	Conservative				
2019			\$55,791		\$1,796,171	
2015			\$34,949	\$86,783	\$1,125,173	
Scarpaleggia, Francis	Lac-Saint-Louis	Liberal				
2019			\$41,944	\$78,866	\$901,305	
2015			\$23,003	\$78,866	\$630,755	
Scheer, Andrew	Regina—Qu'Appelle	Conservative				
2019			\$93,407	\$116,624	\$3,007,175	
2015			\$65,398	\$116,624	\$2,105,448	
Schellenberger, Gary	Perth—Wellington	Conservative				
2019			\$79,477		\$327,769	
2015			\$60,536		\$520,317	
Seeback, Kyle	Brampton West	Conservative				
2019			\$40,033	\$78,866	\$1,288,853	
2015				\$78,866		
Sellah, Djaouida	Saint-Bruno-Saint-Hubert	NDP				
2019			\$40,033	\$78,866	\$1,288,853	
2015				\$78,866		
Sgro, Judy (Hon.)	York West	Liberal				
2019			\$99,811		\$519,838	
2015			\$80,871		\$790,142	
Shea, Gail (Hon.)	Egmont	Conservative				
2019			\$79,495		\$1,939,243	
2015			\$51,487		\$1,573,988	
Shipley, Bev	Lambton—Kent—Middlesex	Conservative				
2019			\$64,989		\$558,592	
2015			\$46,049		\$619,002	
Shory, Devinder	Calgary Northeast	Conservative				
2019			\$52,090		\$1,194,253	
2015			\$33,149		\$960,657	

MP & Year	Constituency	Party	Annual Pension	Severance	Lifetime Pension Estimate	Notes
Simms, Scott	Bonavista—Gander—Grand Falls—Windsor	Liberal				
2019			\$41,944	\$78,866	\$1,350,361	
2015			\$23,003	\$78,866	\$740,577	
Sims, Jinny Jqindera	Newton—North Delta	NDP				
2019			\$36,883		\$542,791	
2015				\$78,866		
Sitsabaiesan, Rathika	Scarborough—Rouge River	NDP				
2019			\$40,033	\$78,866	\$1,288,853	
2015				\$78,866		
Smith, Joy	Kildonan—St. Paul	Conservative				
2019			\$73,307		\$630,084	
2015			\$54,367		\$730,812	
Sopuck, Robert	Dauphin—Swan River—Marquette	Conservative				
2019			\$36,883		\$495,794	
2015				\$78,866		
Sorenson, Kevin	Crowfoot	Conservative				
2019			\$90,424		\$2,073,130	
2015			\$71,484		\$2,071,568	
Stanton, Bruce	Simcoe North	Conservative				
2019			\$65,015		\$1,397,072	
2015			\$46,075		\$1,263,380	
St-Denis, Lise	Saint-Maurice—Champlain	NDP				
2019			\$36,883		\$36,883	
2015				\$78,866		
Stewart, Kennedy	Burnaby—Douglas	NDP				
2019			\$36,883		\$1,187,431	
2015				\$78,866		
Stoffer, Peter	Sackville—Eastern Shore	NDP				
2019			\$112,503		\$2,258,914	
2015			\$93,562		\$2,422,517	
Storseth, Brian	Westlock—St. Paul	Conservative				
2019			\$64,989	\$78,866	\$2,092,299	
2015			\$46,049	\$78,866	\$1,482,515	

MP & Year	Constituency	Party	Annual Pension	Severance	Lifetime Pension Estimate	Notes
Strahl, Mark	Chilliwack-Fraser Canyon	Conservative				
2019			\$36,883	\$78,866	\$1,187,431	
2015				\$78,866		
Sullivan, Mike	York South Weston	NDP				
2019			\$36,883		\$542,791	
2015				\$78,866		
Sweet, David	Ancaster—Dundas—Flamborough—Westdale	Conservative				
2019			\$64,989		\$1,396,515	
2015			\$46,049		\$1,262,669	
Thibeault, Glenn	Sudbury	NDP				
2019			\$52,090		\$1,677,012	
2015			\$33,149		\$1,067,227	
Tilson, David Allan	Dufferin—Caledon	Conservative				
2019			\$73,481		\$148,460	
2015			\$54,540		\$344,390	
Toet, Lawrence	Elmwood-Transcona	Conservative				
2019			\$36,883		\$1,068,858	
2015				\$78,866		
Toews, Vic (Hon.)	Provencher	Conservative				
2019			\$123,045		\$1,810,791	
2015			\$95,036		\$1,908,200	
Toone, Philip	Gaspésie—Îles-de-la-Madeleine	NDP				
2019			\$36,883	\$78,866	\$1,187,431	
2015				\$78,866		
Tremblay, Jonathan	Montmorency—Charlevoix—Haute-Côte-Nord	NDP				
2019			\$36,883	\$78,866	\$1,187,431	
2015				\$78,866		
Trost, Brad	Saskatoon—Humboldt	Conservative				
2019			\$72,431	\$78,866	\$2,331,873	
2015			\$53,490	\$78,866	\$1,722,088	
Trottier, Bernard	Etobicoke—Lakeshore	Conservative				
2019			\$36,883	\$78,866	\$1,187,431	
2015				\$78,866		

MP & Year	Constituency	Party	Annual Pension	Severance	Lifetime Pension Estimate	Notes
Trudeau, Justin	Papineau	Liberal				
2019			\$52,090	\$78,866	\$1,677,012	
2015			\$33,149	\$78,866	\$1,067,227	
Tweed, Merv	Brandon—Souris	Conservative				
2019			\$74,200		\$1,387,340	
2015			\$55,259		\$1,348,019	
Uppal, Tim	Edmonton—Sherwood Park	Conservative				
2019			\$52,090	\$78,866	\$1,677,012	
2015			\$33,149	\$78,866	\$1,067,227	
Valcourt, Bernard	Madawaska—Restigouche	Conservative				
2019			\$157,158		\$2,312,814	Calculated based on MP "buying back in" for service between 1984-1993
2015			\$131,416		\$2,638,662	Calculated based on MP "buying back in" for service between 1984-1993
Valeriote, Francis	Guelph	Liberal				
2019			\$52,090		\$903,424	
2015			\$33,149		\$760,007	
Van Kesteren, Dave	Chatham-Kent—Essex	Conservative				
2019			\$64,989		\$1,215,127	
2015			\$46,049		\$1,123,332	
Van Loan, Peter (Hon.)	York—Simcoe	Conservative				
2019			\$104,483		\$3,194,114	
2015			\$76,474	\$116,624	\$2,462,029	
Vellacott, Maurice	Saskatoon—Wanuskewin	Conservative				
2019			\$112,644		\$2,106,130	
2015			\$93,703		\$2,285,826	
Young, Terence	Oakville	Conservative				
2019			\$52,090		\$766,585	
2015			\$33,149		\$665,598	
Wallace, Mike	Burlington	Conservative				
2019			\$64,989		\$1,986,780	
2015			\$46,049	\$78,866	\$1,482,515	

MP & Year	Constituency	Party	Annual Pension	Severance	Lifetime Pension Estimate	Notes
Warawa, Mark	Langley	Conservative				
2019			\$74,762		\$911,613	
2015			\$55,821		\$968,134	
Warkentin, Chris	Peace River	Conservative				
2019			\$64,989	\$78,866	\$2,092,299	
2015			\$46,049	\$78,866	\$1,482,515	
Watson, Jeffrey	Essex	Conservative				
2019			\$72,431	\$78,866	\$2,331,873	
2015			\$53,490	\$78,866	\$1,722,088	
Weston, John	West Vancouver— Sunshine Coast— Sea to Sky Country	Conservative				
2019			\$52,090		\$1,194,253	
2015			\$33,149		\$960,657	
Weston, Rodney	Saint John	Conservative				
2019			\$52,090		\$1,677,012	
2015			\$33,149	\$78,866	\$1,067,227	
Wilks, David	Kootenay— Columbia	Conservative				
2019			\$40,033	\$78,866	\$976,591	
2015				\$78,866		
Williamson, John	New Brunswick Southwest	Conservative				
2019			\$40,033	\$78,866	\$1,288,853	
2015				\$78,866		
Wong, Alice	Richmond	Conservative				
2019			\$67,675		\$661,219	
2015			\$41,934		\$617,117	
Woodworth, Stephen	Kitchener Centre	Conservative				
2019			\$52,090		\$903,424	
2015			\$33,149		\$760,007	
Yelich, Lynne (Hon.)	Blackstrap	Conservative				
2019			\$111,525		\$1,786,265	
2015			\$84,089		\$1,806,923	
Young, Wai	Vancouver South	Conservative				
2019			\$40,033		\$1,036,547	
2015				\$78,866		

MP & Year	Constituency	Party	Annual Pension	Severance	Lifetime Pension Estimate	Notes
Zimmer, Bob	Prince George—Peace River	Conservative				
2019			\$40,033	\$78,866	\$1,288,853	
2015				\$78,866		
TOTAL			Annual Pension	Severance	Lifetime Pension Estimate	
2019			\$20,015,389	\$9,759,491	\$436,206,294	
2015			\$11,157,415	\$14,965,222	\$262,072,843	
AVERAGE			Annual Pension²⁰	Severance²¹	Lifetime Pension Estimate²²	
2019			\$64,985	\$31,687	\$1,416,254	
2015			\$54,693	\$48,558	\$1,284,671	

²⁰ Of eligible MPs

²¹ Of all 308 MPs

²² Of eligible MPs

Part 7-Winners “Clubs”

2015: 100,000+ a year	2015: \$1,000,000+ life est.	2015: \$2,000,000+ life est.	2015: \$3,000,000+ life est.	2019: 100,000+ a year	2019: \$1,000,000+ life est.	2019: \$2,000,000+ life est.	2019: \$3,000,000+ life est.
Ablonczy, Diane		Ablonczy, Diane		Ablonczy, Diane	Ablonczy, Diane		
					Adams, Eve		
					Adler, Mark		
	Aglukkaq, Leona					Aglukkaq, Leona	
					Ablas, Dan		
	Allen, Mike				Allen, Mike		
	Allison, Dean					Allison, Dean	
					Ambler, Stella		
		Ambrose, Rona		Ambrose, Rona			Ambrose, Rona
			Anders, Rob	Anders, Rob			Anders, Rob
	Andrews, Scott				Andrews, Scott		
	Angus, Charlie					Angus, Charlie	
					Armstrong, Scott		
					Ashfield, Keith		
	Ashton, Niki				Ashton, Niki		
					Aubin, Robert		
					Ayala, Paulina		
		Baird, John				Baird, John	
					Bateman, Joyce		
Belanger, Mauril	Belanger, Mauril			Belanger, Mauril		Belanger, Mauril	
	Bellavance, Andre					Bellavance, Andre	
	Bennett, Carolyn			Bennett, Carolyn	Bennett, Carolyn		
Benoit, Leon		Benoit, Leon		Benoit, Leon	Benoit, Leon		
	Bernier, Maxime					Bernier, Maxime	
					Bevington, Denis		
	Bezan, James					Bezan, James	
					Blanchette-Lamothe, Lysane		
	Blaney, Steven					Blaney, Steven	
	Block, Kelly				Block, Kelly		

2015: 100,000+ a year	2015: \$1,000,000+ life est.	2015: \$2,000,000+ life est.	2015: \$3,000,000+ life est.	2019: 100,000+ a year	2019: \$1,000,000+ life est.	2019: \$2,000,000+ life est.	2019: \$3,000,000+ life est.
					Boivin, Francois		
					Borg, Charmaine		
					Boulerice, Alexandre		
					Brahmi, Tarik		
	Breitkreuz, Garry				Breitkreuz, Garry		
			Brison, Scott	Brison, Scott			Brison, Scott
					Brosseau, Ruth Ellen		
	Brown, Gordon					Brown, Gordon	
	Brown, Patrick					Brown, Patrick	
	Bruinooge, Rod					Bruinooge, Rod	
					Butt, Brad		
Byrne, Gerry			Byrne, Gerry	Byrne, Gerry			Byrne, Gerry
	Calandra, Paul				Calandra, Paul		
	Calkins, Blaine					Calkins, Blaine	
	Cannan, Ron					Cannan, Ron	
					Carmichael, John		
					Caron, Guy		
	Carrie, Colin					Carrie, Colin	
					Casey, Sean		
					Cash, Andrew		
	Charlton, Chris				Charlton, Chris		
					Chicoine, Sylvain		
		Chong, Michael					Chong, Michael
					Choquette, Francois		
	Chow, Olivia				Chow, Olivia		
	Christopherson, David				Christopherson, David		
	Clarke, Robert				Clarke, Robert		
					Clearly, Ryan		
		Clement, Tony				Clement, Tony	
Coderre, Denis			Coderre, Denis	Coderre, Denis			Coderre, Denis
					Cote, Raymond		
	Crowder, Jean				Crowder, Jean		
	Cullen, Nathan					Cullen, Nathan	
	Cuzner, Rodger				Cuzner, Rodger		

2015: 100,000+ a year	2015: \$1,000,000+ life est.	2015: \$2,000,000+ life est.	2015: \$3,000,000+ life est.	2019: 100,000+ a year	2019: \$1,000,000+ life est.	2019: \$2,000,000+ life est.	2019: \$3,000,000+ life est.
					Daniel, Joe		
	Davies, Don				Davies, Don		
		Davies, Libby			Davies, Libby		
					Dechert, Bob		
	Del Mastro, Dean					Del Mastro, Dean	
	Devolin, Barry					Devolin, Barry	
	Dewar, Paul				Dewar, Paul		
Dion, Stephane			Dion, Stephane	Dion, Stephane		Dion, Stephane	
					Donnelly, Fin		
					Dore Lefebvre, Rosane		
					Dube, Matthew		
Duncan, John	Duncan, John			Duncan, John	Duncan, John		
	Duncan, Kirsty				Duncan, Kirsty		
					Dusseault, Pierre-Luc		
	Dykstra, Rick					Dykstra, Rick	
Easter, Wayne	Easter, Wayne			Easter, Wayne	Easter, Wayne		
		Eyking, Mark				Eyking, Mark	
					Fantino, Julian		
	Fast, Ed				Fast, Ed		
	Finley, Diane				Finley, Diane		
		Fletcher, Steven				Fletcher, Steven	
				Fortin, Jean- Francois			
				Freeman, Mylene			
Fry, Hedy				Fry, Hedy			
		Gallant, Cheryl				Gallant, Cheryl	
					Genest- Jourdain, Jonathan		
					Gill, Parm		
	Glover, Shelly				Glover, Shelly		
Yvon, Godin	Yvon, Godin					Yvon, Godin	
Goodale, Ralph		Goodale, Ralph		Goodale, Ralph	Goodale, Ralph		
	Goodyear, Gary					Goodyear, Gary	
					Gosal, Bal		
	Gourde, Jacques					Gourde, Jacques	

2015: 100,000+ a year	2015: \$1,000,000+ life est.	2015: \$2,000,000+ life est.	2015: \$3,000,000+ life est.	2019: 100,000+ a year	2019: \$1,000,000+ life est.	2019: \$2,000,000+ life est.	2019: \$3,000,000+ life est.
	Grewal, Nina				Grewal, Nina		
					Groguhe, Sadia		
Harper, Stephen			Harper, Stephen	Harper, Stephen			Harper, Stephen
					Harris, Dan		
Harris, Richard M. "Dick"	Harris, Richard M. "Dick"			Harris, Richard M. "Dick"			
					Hassainia, Sana		
	Hiebert, Russ					Hiebert, Russ	
					Hoback, Randy		
	Hoepfner, Candice				Hoepfner, Candice		
					Hsu, Ted		
					Hughes, Carol		
					James, Roxanne		
	Jean, Brian					Jean, Brian	
	Julian, Peter					Julian, Peter	
	Kamp, Randy				Kamp, Randy		
Karygiannis, Jim		Karygiannis, Jim		Karygiannis, Jim		Karygiannis, Jim	
		Keddy, Gerald		Keddy, Gerald	Keddy, Gerald		
					Kellway, Matthew		
Kenney, Jason			Kenney, Jason	Kenney, Jason			Kenney, Jason
	Kramp, Daryl			Kramp, Daryl			
	Lake, Mike					Lake, Mike	
					Lamoureux, Kevin		
					Lapointe, Francois		
					Larose, Jean- Francois		
					Latendresse, Alexandrine		
	Lebel, Denis				Lebel, Denis		
	LeBlanc, Dominic					LeBlanc, Dominic	
					Leef, Ryan		
					Dr. Leitch, Kellie		
		Lemieux, Pierre			Lemieux, Pierre		
	Leslie, Megan				Leslie, Megan		
					Liu, Laurin		

2015: 100,000+ a year	2015: \$1,000,000+ life est.	2015: \$2,000,000+ life est.	2015: \$3,000,000+ life est.	2019: 100,000+ a year	2019: \$1,000,000+ life est.	2019: \$2,000,000+ life est.	2019: \$3,000,000+ life est.
	Lobb, Ben				Lobb, Ben		
	Lukiwski, Tom				Lukiwski, Tom		
	Lunney, James				Lunney, James		
					McLeod, Cathy		
	Menzies, Ted				Menzies, Ted		
	Merrifield, Rob				Merrifield, Rob		
					Michaud, Elaine		
	Miller, Larry				Miller, Larry		
					Moore, Christine		
Moore, James		Moore, James		Moore, James			Moore, James
	Moore, Rob					Moore, Rob	
					Morin, Dany		
					Morin, Isabelle		
					Morin, Marie-Claude		
	Mourani, Maria					Mourani, Maria	
	Mulclair, Thomas J.				Mulclair, Thomas J.		
					Nantel, Pierre		
					Nicholls, Jamie		
Nicholson, Rob		Nicholson, Rob		Nicholson, Rob		Nicholson, Rob	
	Obhrai, Deepak			Obhrai, Deepak	Obhrai, Deepak		
O'Connor, Gordon				O'Connor, Gordon			
				Bev Oda			
					Opitz, Ted		
		Pacetti, Massimo				Pacetti, Massimo	
					Papillon, Annick		
							Peclet, Eve
					Penashue, Peter		
					Perreault, Manon		
	Plamondon, Louis	Plamondon, Louis		Plamondon, Louis			
		Poillievre, Pierre			Poillievre, Pierre		
	Preston, Joe				Preston, Joe		
					Quach, Anne Minh-Thu		
					Rae, Bob		

2015: 100,000+ a year	2015: \$1,000,000+ life est.	2015: \$2,000,000+ life est.	2015: \$3,000,000+ life est.	2019: 100,000+ a year	2019: \$1,000,000+ life est.	2019: \$2,000,000+ life est.	2019: \$3,000,000+ life est.
		Raitt, Lisa			Raitt, Lisa		
		Rajotte, James			Rajotte, James		
	Rathgeber, Brent				Rathgeber, Brent		
					Ravnat, Mathieu		
Regan, Geoff			Regan, Geoff	Regan, Geoff			Regan, Geoff
		Reid, Scott				Reid, Scott	
	Rempel, Michelle						
	Richards, Blake				Richards, Blake		
	Richardson, Lee			Richardson, Lee	Richardson, Lee		
	Rickford, Greg				Rickford, Greg		
Ritz, Gerry		Ritz, Gerry		Ritz, Gerry	Ritz, Gerry		
					Rousseau, Jean		
					Saganash, Romeo		
					Sandhu, Jasbir		
	Saxton, Andrew				Saxton, Andrew		
		Scheer, Andrew					Scheer, Andrew
					Seeback, Kyle		
	Shea, Gail				Shea, Gail		
					Shory, Devinder		
					Simms, Scott		
					Sitsabaiesan, Rathika		
		Sorenson, Kevin				Sorenson, Kevin	
	Stanton, Bruce				Stanton, Bruce		
					Stewart, Kennedy		
		Stoffer, Peter				Stoffer, Peter	
	Storseth, Brian					Storseth, Brian	
					Strahl, Mark		
	Sweet, David				Sweet, David		
	Thibeault, Glenn				Thibeault, Glenn		
					Toet, Lawrence		
	Toews, Vic			Toews, Vic	Toews, Vic		
					Toone, Philip		
					Tremblay, Jonathan		

2015: 100,000+ a year	2015: \$1,000,000+ life est.	2015: \$2,000,000+ life est.	2015: \$3,000,000+ life est.	2019: 100,000+ a year	2019: \$1,000,000+ life est.	2019: \$2,000,000+ life est.	2019: \$3,000,000+ life est.
					Trottier, Bernard		
	Trudeau, Justin				Trudeau, Justin		
	Tweed, Merv				Tweed, Merv		
	Uppal, Tim				Uppal, Tim		
		Valcourt, Bernard		Valcourt, Bernard		Valcourt, Bernard	
	Van Kesteren, Dave				Van Kesteren, Dave		
		Van Loan, Peter		Van Loan, Peter			Van Loan, Peter
		Vellacott, Maurice		Vellacott, Maurice		Vellacott, Maurice	
	Wallace, Mike				Wallace, Mike		
	Warkentin, Chris					Warkentin, Chris	
	Watson, Jeffrey					Watson, Jeffrey	
					Weston, John		
	Weston, Rodney				Weston, Rodney		
					Williamson, John		
	Yelich, Lynne				Yelich, Lynne		
					Young, Wai		
					Zimmer, Bob		
Total	Total	Total	Total	Total	Total	Total	Total
20	87	29	8	35	144	44	13
	Total including > groups	Total including > groups			Total including > groups	Total including > groups	
	124	37			201	57	

Part 8-Pension Estimates for MPs Qualifying January 23, 2012

MP & Year	Constituency	Party	Annual Pension	Severance	Lifetime Pension Estimate	Notes
Albrecht, Harold	Kitchener—Conestoga	Conservative				
2019			\$65,279	\$78,866	\$716,100	
2015			\$46,339	\$78,866	\$742,195	
Allen, Malcolm	Welland	NDP				
2019			\$52,090		\$834,314	
2015			\$33,149		\$712,326	
Atamanenko, Alex	British Columbia Southern Interior	NDP				
2019			\$64,977		\$410,291	
2015			\$46,036		\$505,002	
Baird, John (Hon.)	Ottawa West—Nepean	Conservative				
2019			\$96,020	\$116,624	\$3,091,303	
2015			\$68,011	\$116,624	\$2,189,575	
Bernier, Maxime (Hon.)	Beauce	Conservative				
2019			\$79,644		\$2,434,791	
2015			\$55,189	\$78,866	\$1,776,772	
Bevington, Dennis	Western Arctic	NDP				
2019			\$64,977		\$1,040,712	
2015			\$46,036		\$989,233	
Blaney, Steven (Hon.)	Lévis—Bellechasse	Conservative				
2019			\$84,044	\$78,866	\$2,705,742	
2015			\$56,035	\$78,866	\$1,804,014	
Brown, Patrick	Barrie	Conservative				
2019			\$64,989	\$78,866	\$2,092,299	
2015			\$46,049	\$78,866	\$1,482,515	
Bruinooge, Rod	Winnipeg South	Conservative				
2019			\$66,297	\$78,866	\$2,134,397	
2015			\$47,356	\$78,866	\$1,524,612	
Calkins, Blaine	Wetaskiwin	Conservative				
2019			\$74,453	\$78,866	\$2,396,983	
2015			\$55,513	\$78,866	\$1,787,199	
Cannan, Ron	Kelowna—Lake Country	Conservative				
2019			\$74,453		\$2,041,528	
2015			\$55,513	\$78,866	\$1,787,199	

MP & Year	Constituency	Party	Annual Pension	Severance	Lifetime Pension Estimate	Notes
Charlton, Chris	Hamilton Mountain	NDP				
2019			\$63,408		\$1,938,428	
2015			\$44,467	\$78,866	\$1,431,595	
Chow, Olivia	Trinity—Spadina	NDP				
2019			\$63,408		\$1,362,528	
2015			\$44,467	\$78,866	\$1,219,300	
Clement, Tony (Hon.)	Parry Sound—Muskoka	Conservative				
2019			\$96,473		\$2,645,309	
2015			\$68,011	\$78,866	\$2,189,575	
Davidson, Patricia	Sarnia—Lambton	Conservative				
2019			\$64,989		\$483,734	
2015			\$46,049		\$561,498	
Del Mastro, Dean	Peterborough	Conservative				
2019			\$64,989	\$78,866	\$2,092,299	
2015			\$46,049	\$78,866	\$1,482,515	
Dewar, Paul	Ottawa Centre	NDP				
2019			\$64,989		\$1,986,780	
2015			\$46,049	\$78,866	\$1,482,515	
Dykstra, Rick	St. Catharines	Conservative				
2019			\$71,497	\$78,866	\$2,301,797	
2015			\$50,655	\$78,866	\$1,630,798	
Fast, Ed	Abbotsford	Conservative				
2019			\$84,913		\$1,587,648	
2015			\$56,904		\$1,388,150	
Flaherty, Jim (Hon.)	Whitby—Oshawa	Conservative				
2019			\$96,107		\$1,054,269	
2015			\$68,098		\$1,090,708	
Galipeau, Royal	Ottawa—Orléans	Conservative				
2019			\$63,408		\$544,997	
2015			\$44,467		\$597,741	
Gourde, Jacques	Lotbinière—Chutes-de-la-Chaudière	Conservative				
2019			\$64,989		\$2,092,299	
2015			\$45,644	\$78,866	\$1,469,486	
Hawn, Laurie Daniel	Edmonton Centre	Conservative				
2019			\$72,776		\$625,519	
2015			\$51,934		\$698,113	

MP & Year	Constituency	Party	Annual Pension	Severance	Lifetime Pension Estimate	Notes
Lake, Mike	Edmonton—Mill Woods—Beaumont	Conservative				
2019			\$69,734	\$78,866	\$2,245,059	
2015			\$50,794	\$78,866	\$1,635,274	
Lemieux, Pierre	Glengarry—Prescott—Russell	Conservative				
2019			\$68,691		\$2,099,930	
2015			\$47,849	\$78,866	\$1,540,461	
Marston, Wayne	Hamilton East—Stoney Creek	NDP				
2019			\$64,989		\$558,592	
2015			\$46,049		\$619,002	
Mathysen, Irene	London—Fanshawe	NDP				
2019			\$64,989		\$873,608	
2015			\$46,049		\$860,988	
Mayes, Colin	Okanagan—Shuswap	Conservative				
2019			\$64,989		\$634,977	
2015			\$46,049		\$677,678	
Mourani, Maria	Ahuntsic	BQ				
2019			\$64,989	\$78,866	\$2,092,299	
2015			\$46,049	\$78,866	\$1,482,515	
Norlock, Rick	Northumberland—Quinte West	Conservative				
2019			\$64,989		\$634,977	
2015			\$46,049		\$677,678	
Paradis, Christian (Hon.)	Mégantic—L'Érable	Conservative				
2019			\$89,590	\$116,624	\$2,884,284	
2015			\$61,581	\$116,624	\$1,982,556	
Savoie, Denise	Victoria	NDP				
2019			\$64,989		\$268,021	
2015			\$46,049		\$395,795	
Shipley, Bev	Lambton—Kent—Middlesex	Conservative				
2019			\$64,989		\$558,592	
2015			\$46,049		\$619,002	
Stanton, Bruce	Simcoe North	Conservative				
2019			\$65,015		\$1,397,072	
2015			\$46,075		\$1,263,380	

MP & Year	Constituency	Party	Annual Pension	Severance	Lifetime Pension Estimate	Notes
Storseth, Brian	Westlock—St. Paul	Conservative				
2019			\$64,989	\$78,866	\$2,092,299	
2015			\$46,049	\$78,866	\$1,482,515	
Sweet, David	Ancaster— Dundas— Flamborough— Westdale	Conservative				
2019			\$64,989		\$1,396,515	
2015			\$46,049		\$1,262,669	
Van Kesteren, Dave	Chatham-Kent— Essex	Conservative				
2019			\$64,989		\$1,215,127	
2015			\$46,049		\$1,123,332	
Wallace, Mike	Burlington	Conservative				
2019			\$64,989		\$1,986,780	
2015			\$46,049	\$78,866	\$1,482,515	
Warkentin, Chris	Peace River	Conservative				
2019			\$64,989	\$78,866	\$2,092,299	
2015			\$46,049	\$78,866	\$1,482,515	
TOTAL			Annual Pension	Severance	Lifetime Pension Estimate	
2019			\$2,732,067	\$1,100,774	\$61,644,498	
2015			\$1,926,907	\$1,810,568	\$49,130,511	

Part 9-Pension Estimates for MPs Defeated/Retired May 2011²³

MP	Constituency	Party	Annual Pension	Severance	Lifetime Pension Estimate	Notes
Abbott, Jim (Hon.)	Kootenay—Columbia	Conservative	\$104,323	N/Q	\$1,356,945	Retired.
André, Guy	Berthier—Maskinongé	BQ	\$31,592	\$78,866	\$875,284	
Arthur, André	Portneuf—Jacques-Cartier	Independent	N/Q	\$78,866	N/Q	
Asselin, Gérard	Manicouagan	BQ	\$104,691		\$2,706,523	
Bachand, Claude	Saint-Jean	BQ	\$105,544		\$2,924,145	
Bagnell, Larry (Hon.)	Yukon	Liberal	\$49,283	N/Q	\$1,185,672	
Bains, Navdeep (Hon.)	Mississauga—Brampton South	Liberal	\$31,706	\$78,866	\$878,435	
Beaudin, Josée	Saint-Lambert	BQ	N/Q	\$78,866	N/Q	
Bigras, Bernard	Rosemont—La Petite-Patrie	BQ	\$73,606	\$78,866	\$2,039,285	
Blackburn, Jean-Pierre (Hon.)	Jonquière—Alma	Conservative	\$106,587		\$2,379,215	Defeated in 1993, returning to Parliament in 2006
Blais, Raynald	Gaspésie—Îles-de-la-Madeleine	BQ	\$37,534		\$1,262,657	
Bonsant, France	Compton—Stanstead	BQ	\$36,929		\$1,093,843	
Bouchard, Robert	Chicoutimi—Le Fjord	BQ	\$37,121		\$535,895	
Boucher, Sylvie	Beauport—Limoilou	Conservative	N/Q	\$78,866	N/Q	
Bourgeois, Diane	Terrebonne—Blainville	BQ	\$48,548		\$1,167,988	
Brunelle, Paule	Trois-Rivières	BQ	\$31,592	N/Q	\$998,233	
Cadman, Dona	Surrey North	Conservative	N/Q	\$78,866	N/Q	
Cannis, John	Scarborough Centre	Liberal	\$97,902	N/Q	\$2,712,444	
Cannon, Lawrence (Hon.)	Pontiac	Conservative	N/Q	\$78,866	N/Q	
Cardin, Serge	Sherbrooke	BQ	\$69,791		\$1,804,264	
Carrier, Robert	Alfred-Pellan	BQ	\$31,592	N/Q	\$367,214	
Casson, Rick	Lethbridge	Conservative	\$73,657	N/Q	\$1,644,159	Retired.
Coady, Siobhan	St. John's South—Mount Pearl	Liberal	N/Q	\$78,866	N/Q	
Crombie, Bonnie	Mississauga—Streetsville	Liberal	N/Q	\$78,866	N/Q	
Cummins, John	Delta—Richmond East	Conservative	\$102,169	N/Q	\$1,328,921	Retired.
D'Amours, Jean-Claude	Madawaska—Restigouche	Liberal	\$31,837	\$78,866	\$882,053	

²³ Fildebrandt, Derek. "MPs Cash in on \$116 million Pension & Severance Bonanza." *Canadian Taxpayers Federation*. May 3, 2011.

MP	Constituency	Party	Annual Pension	Severance	Lifetime Pension Estimate	Notes
Day, Stockwell (Hon.)	Okanagan—Coquihalla	Conservative	\$64,760	N/Q	\$1,674,209	Retired.
DeBellefeuille, Claude	Beauharnois—Salaberry	BQ	N/Q	\$78,866	N/Q	
Demers, Nicole	Laval	BQ	\$33,856	\$78,866	\$938,004	
Deschamps, Johanne	Laurentides—Labelle	Liberal	\$31,592	\$78,866	\$875,284	
Desnoyers, Luc	Rivière-des-Mille-Îles	BQ	N/Q	\$78,866	N/Q	
Dhaliwal, Sukh	Newton—North Delta	Liberal	N/Q	\$78,866	N/Q	
Dhalla, Ruby	Brampton—Springdale	Liberal	\$31,592	\$78,866	\$875,284	
Dorion, Jean	Longueuil—Pierre-Boucher	BQ	N/Q	\$78,866	N/Q	
Dosanjh, Ujjal (Hon.)	Vancouver South	Liberal	\$40,197	N/Q	\$829,693	
Dryden, Ken	York Centre	Liberal	\$38,242		\$789,354	
Duceppe, Gilles	Laurier--Sainte-Marie	BQ	\$140,765		\$2,905,486	
Dufour, Nicolas	Repentigny	BQ	N/Q	\$78,866	N/Q	
Faille, Meili	Vaudreuil-Soulanges	BQ	\$32,182	\$78,866	\$891,614	
Folco, Raymonde	Laval—Les Îles	Liberal	\$77,713	N/Q	\$799,218	Retired.
Freeman, Carole	Châteauguay—Saint-Constant	BQ	N/Q	\$78,866	N/Q	
Gagnon, Christiane	Quebec	BQ	\$99,472	N/Q	\$2,220,409	
Garneau, Marc	Westmount—Ville-Marie	Liberal	N/Q	\$78,866	N/Q	
Gaudet, Roger	Montcalm	BQ	\$38,751		\$675,727	
Guarnieri, Albina (Hon.)	Mississauga East—Cooksville	Liberal	\$121,687	N/Q	\$3,844,993	Retired. Maxed out MP portion. Elected 88
Guay, Monique	Rivière-du-Nord	BQ	\$95,152	\$78,866	\$2,636,246	
Guergis, Helena (Hon.)	Simcoe—Grey	Conservative	\$39,675	\$78,866	\$1,099,225	
Guimond, Michel	Montmorency—Charlevoix—Haute-Côte-Nord	BQ	\$98,028		\$3,097,418	
Hall Findlay, Martha	Willowdale	Liberal	N/Q	\$78,866	N/Q	
Hill, Jay (Hon.)	Prince George—Peace River	Conservative	\$111,837	N/Q	\$3,312,601	Retired.
Holland, Mark	Ajax—Pickering	Liberal	\$32,389	N/Q	\$897,369	
Ignatieff, Michael	Etobicoke—Lakeshore	Liberal	N/Q	\$116,624	N/Q	
Jennings, Marlene (Hon.)	Notre-Dame-de-Grâce—Lachine	Liberal	\$72,406	N/Q	\$2,006,039	
Kania, Andrew	Brampton West	Liberal	N/Q	\$78,866	N/Q	
Kennedy, Gerard	Parkdale—High Park	Liberal	N/Q	\$78,866	N/Q	
Laforest, Jean-Yves	Saint-Maurice—Champlain	BQ	N/Q	\$78,866	N/Q	

MP	Constituency	Party	Annual Pension	Severance	Lifetime Pension Estimate	Notes
Laframboise, Mario	Argenteuil—Papineau—Mirabel	BQ	\$49,087	\$78,866	\$1,359,981	
Lalonde, Francine	La Pointe-de-l'Île	Bloc	\$102,569	N/Q	\$1,054,837	Retired.
Lamoureux, Kevin	Winnipeg North	Liberal	N/Q	\$78,866	N/Q	
Lavallée, Carole	Saint-Bruno—Saint-Hubert	BQ	\$37,250		\$1,253,099	
Lee, Derek	Scarborough—Rouge River	Liberal	\$118,630	N/Q	\$2,648,048	Maxed out MP portion. Elected 88
Lemay, Marc	Abitibi—Témiscamingue	BQ	\$31,592	N/Q	\$875,284	
Lessard, Yves	Chambly—Borduas	BQ	\$37,644		\$543,442	
Lévesque, Yvon	Abitibi—Baie-James—Nunavik—Eeyou	BQ	\$31,592		\$348,182	
Lunn, Gary (Hon.)	Saanich—Gulf Islands	Conservative	\$79,985	N/Q	\$2,216,032	
Malhi, Gurbax (Hon.)	Bramalea—Gore—Malton	Liberal	\$103,617	N/Q	\$2,492,874	
Malo, Luc	Verchères—Les Patriotes	BQ	N/Q	\$78,866	N/Q	
Maloway, Jim	Elmwood—Transcona	NDP	N/Q	\$78,866	N/Q	
Martin, Keith (Hon.)	Esquimalt—Juan de Fuca	Liberal	\$102,308	N/Q	\$3,880,546	Retired.
Martin, Tony	Sault Ste. Marie	NDP	\$33,856	N/Q	\$755,733	
McTeague, Dan (Hon.)	Pickering—Scarborough East	Liberal	\$96,677	\$78,866	\$2,678,499	
Ménard, Serge	Marc-Aurèle-Fortin	Bloc	\$37,652	N/Q	\$437,646	Retired.
Mendes, Alexandra	Brossard—La Prairie	Liberal	N/Q	\$78,866	N/Q	
Milliken, Peter (Hon.)	Kingston and the Islands	Liberal	\$147,316	N/Q	\$2,800,970	Retired. Maxed out MP portion. Elected 88
Minna, Maria (Hon.)	Beaches—East York	Liberal	\$109,803	N/Q	\$2,451,002	
Murphy, Brian	Moncton—Riverview—Dieppe	Liberal	N/Q	\$78,866	N/Q	
Murphy, Shawn (Hon.)	Charlottetown	Liberal	\$56,399	N/Q	\$1,562,567	Retired.
Nadeau, Richard	Gatineau	BQ	N/Q	\$78,866	N/Q	
Neville, Anita (Hon.)	Winnipeg South Centre	Liberal	\$54,544	N/Q	\$709,457	
Oliphant, Robert	Don Valley West	Liberal	N/Q	\$78,866	N/Q	
Ouellet, Christian	Brome—Missisquoi	Bloc	\$24,649	N/Q	\$76,414	Retired.
Paillé, Daniel	Hochelaga	BQ	N/Q	\$78,866	N/Q	
Paillé, Pascal-Pierre	Louis-Hébert	BQ	N/Q	\$78,866	N/Q	
Paquette, Pierre	Joliette	BQ	\$50,593		\$1,808,694	

MP	Constituency	Party	Annual Pension	Severance	Lifetime Pension Estimate	Notes
Patry, Bernard	Pierrefonds—Dollard	Liberal	\$99,354	N/Q	\$1,434,303	
Pearson, Glen	London North Centre	Liberal	N/Q	\$78,866	N/Q	
Petit, Daniel	Charlesbourg—Haute-Saint-Charles	Conservative	N/Q	\$78,866	N/Q	
Pomerleau, Roger	Drummond	BQ	\$41,315	N/Q	\$852,783	Calculations based on assumption that member "bought back in" after returning to Parliament in 2008
Proulx, Marcel	Hull—Aylmer	Liberal	\$60,670	N/Q	\$1,153,544	
Ratansi, Yasmin	Don Valley East	Liberal	\$33,100	N/Q	\$917,051	
Rodriguez, Pablo	Honoré-Mercier	Liberal	\$32,743	\$81,708	\$907,157	
Rota, Anthony	Nipissing—Timiskaming	Liberal	\$33,364	\$78,866	\$924,358	
Russell, Todd	Labrador	Liberal	\$22,803 (N/Q*)		\$548,597 (N/Q*)	*MP is 1 month short of pension qualification. Elected in May 25, 2005 by-election
Savage, Michael	Dartmouth—Cole Harbour	Liberal	\$31,592	\$78,866	\$875,284	
Siksay, Bill	Burnaby—Douglas	NDP	\$20,471	N/Q	\$731,846	Retired.
Silva, Mario	Davenport	Liberal	\$34,929	\$78,866	\$967,734	
Simson, Michelle	Scarborough Southwest	Liberal	N/Q	\$78,866	N/Q	
St-Cyr, Thierry	Jeanne-Le Ber	BQ	N/Q	\$78,866	N/Q	
Strahl, Chuck (Hon.)	Chilliwack—Fraser Canyon	Conservative	\$119,320	N/Q	\$3,305,820	Retired.
Szabo, Paul	Mississauga South	Liberal	\$104,596	N/Q	\$2,334,772	
Thi Lac, Ève-Mary Thai	Saint-Hyacinthe—Bagot	BQ	N/Q	\$78,866	N/Q	
Claude, Guimond	Rimouski-Neigette—Témiscouata—Les Basques	BQ	\$36,929		\$1,023,150	
Thompson, Greg (Hon.)	NB Southwest	Conservative	\$124,121	N/Q	\$2,561,958	Retired.
Tonks, Alan	York South—Weston	Liberal	\$49,558	N/Q	\$715,442	
Verner, Josée (Hon.)	Louis-Saint-Laurent	Conservative	N/Q	\$116,624	N/Q	
Vincent, Robert	Shefford	BQ	\$36,929		\$1,023,150	
Volpe, Joseph (Hon.)	Eglinton—Lawrence	Liberal	\$120,392	N/Q	\$2,484,977	Maxed out MP portion. Elected 88

MP	Constituency	Party	Annual Pension	Severance	Lifetime Pension Estimate	Notes
Wilfert, Bryon (Hon.)	Richmond Hill	Liberal	\$77,935	N/Q	\$2,308,417	
Wrzesnewskyj, Borys	Etobicoke Centre	Liberal	\$31,592	\$78,866	\$875,284	
Zarac, Lisa	LaSalle--Émard	Liberal	N/Q	\$78,866	N/Q	

Note: The CTF used a 3.3 per cent indexation rate for May 2, 2011 General Election lifetime pension estimates.

Part 10-Pensions Currently Collected by Former MPs & Senators

According to the 2010 *Report on the Administration of the Members of Parliament Retiring Allowance Act*, there were 663 former Members, Senators, survivors and dependents collecting pensions in that year. Of the pensions currently being paid out, former Senators collect an average of \$56,512 annually while former MPs collect \$53,586 annually. Twenty former Senators and 97 former MPs collect in excess of \$70,000 annually.

Distribution of Annual Allowances in Pay²⁴

Amount of Allowance	Former Members	Survivors	Dependent Children/Students	Total
\$70,000 and over	117	1	-	118
\$65,000-\$69,999	28	1	-	29
\$60,000-\$64,999	46	-	-	46
\$55,000-\$59,999	23	2	-	25
\$50,000-\$54,999	36	3	-	39
\$45,000-\$49,999	26	8	-	34
\$40,000-\$44,999	46	13	-	59
\$35,000-\$39,999	45	25	-	70
\$30,000-\$34,999	35	10	-	45
\$25,000-\$29,999	28	22	-	50
\$20,000-\$24,999	27	23	-	50
\$15,000-\$19,999	19	16	-	35
\$10,000-\$14,999	15	19	-	34
\$5,000-\$9,999	11	13	-	24
Up to \$4,999	1	-	4	5
Totals	503	156	4	663

Note: Included in the above allowances, two former members were in receipt of an indexed allowance for service as prime minister

²⁴ "Report on the Administration of the Members of Parliament Retiring Allowances Act for the Fiscal Year Ended March 31, 2010." *Treasury Board Secretariat*. 2010. Page 12, Table 6.